

Report Builder

Lightcast Q2 2022 Data Set

March 2023

Parameters

Select Timeframe: Mar 2021 - Feb 2023

:

Description

Summary

Advertised Salary

Advertised Wage Trend

Regions

Skills

Certifications

Companies

Description

Occupations

Job Titles

Industries

Posting Sources

Skill Subcategories

Trends

Timeseries

Regions:

Code	Description
------	-------------

E06000007	Warrington
-----------	------------

E06000049	Cheshire East
-----------	---------------

Code	Description
------	-------------

E06000050	Cheshire West and Chester
-----------	---------------------------

Lightcast Occupations:

Results should include

Code	Description
------	-------------

11	Health Care including Nursing
----	-------------------------------

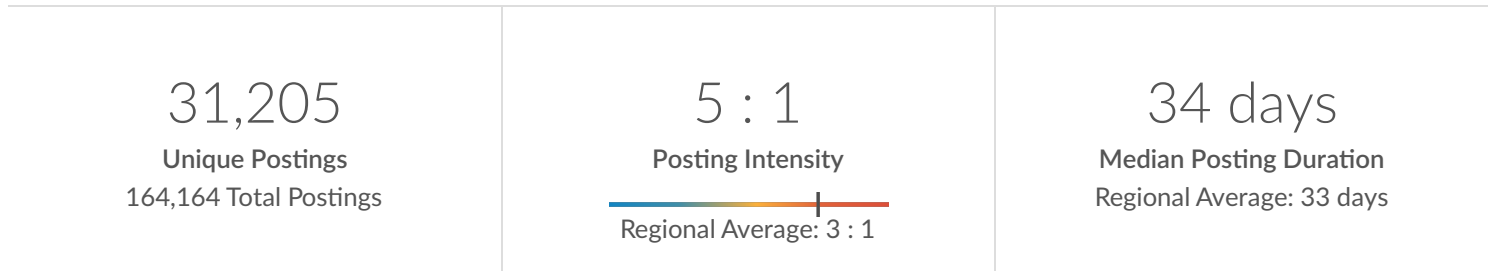
Minimum Experience Required: Any

Education Level: Any

Keyword Search:

Posting Type: Active Postings

Job Postings Summary



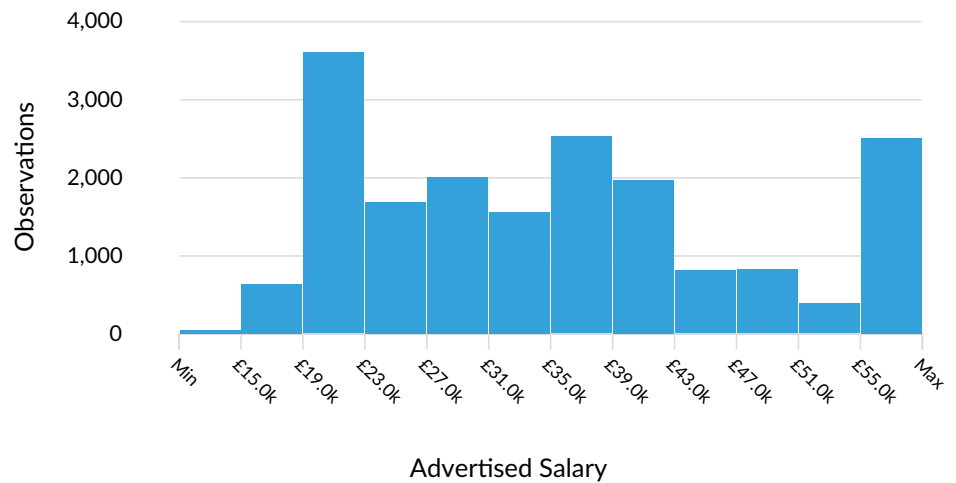
There were 164,164 total job postings for your selection from March 2021 to February 2023, of which 31,205 were unique. These numbers give us a Posting Intensity of 5-to-1, meaning that for every 5 postings there is 1 unique job posting.

This is higher than the Posting Intensity for all other occupations and companies in the region (3-to-1), indicating that they may be trying harder to hire for this position.

Advertised Salary

There are 18,480 advertised salary observations (59% of the 31,205 matching postings).

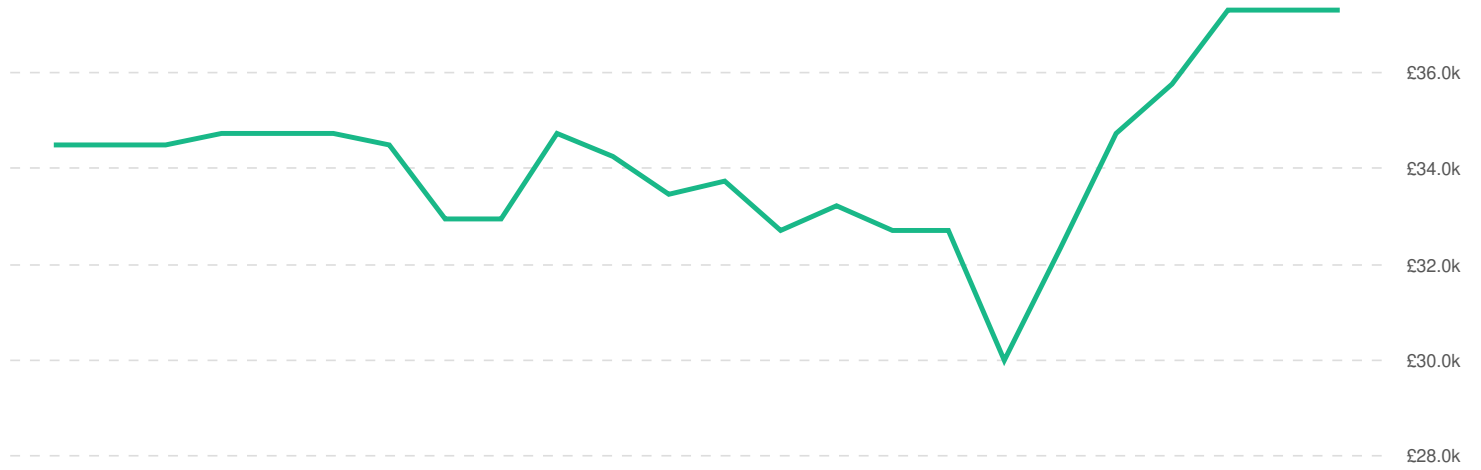
£34.8k
Median Advertised Salary



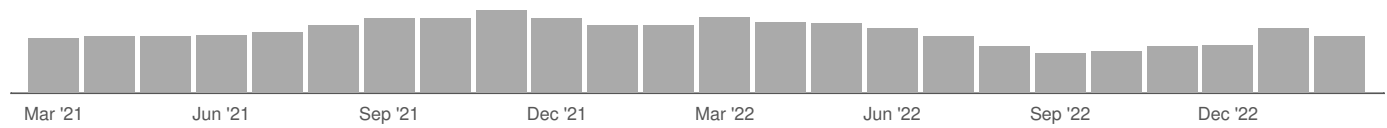
Advertised Wage Trend

▲ 8.2% Mar 2021 - Feb 2023

£34.8k Median






18,480 Job Postings






Top Cities Posting

City	Total/Unique (Mar 2021 - Feb 2023)	Posting Intensity	Median Posting Duration
Chester, Cheshire West and Chester	46,319 / 7,839	6 : 1 	34 days
Warrington	29,296 / 6,691	4 : 1 	34 days
Crewe, Cheshire East	23,193 / 4,298	5 : 1 	34 days
Macclesfield, Cheshire East	24,003 / 3,523	7 : 1 	35 days
Ellesmere Port, Cheshire West and Chester	5,931 / 1,377	4 : 1 	35 days
Northwich, Cheshire West and Chester	4,094 / 1,121	4 : 1 	34 days
Winsford, Cheshire West and Chester	4,596 / 862	5 : 1 	32 days
Nantwich, Cheshire East	3,563 / 857	4 : 1 	34 days
Wilmslow, Cheshire East	3,109 / 709	4 : 1 	33 days
Congleton, Cheshire East	2,976 / 683	4 : 1 	34 days
Knutsford, Cheshire East	2,037 / 618	3 : 1 	34 days
Sandbach, Cheshire East	1,823 / 414	4 : 1 	36 days
Frodsham, Cheshire West and Chester	2,010 / 395	5 : 1 	35 days
Alderley Edge, Cheshire East	2,065 / 354	6 : 1 	29 days
Poynton, Cheshire East	1,953 / 298	7 : 1 	37 days
Middlewich, Cheshire East	937 / 269	3 : 1 	29 days
Lymm, Warrington	2,768 / 268	10 : 1 	29 days
Tarporley, Cheshire West and Chester	1,998 / 216	9 : 1 	33 days
Neston, Cheshire West and Chester	891 / 177	5 : 1 	34 days
Disley, Cheshire East	381 / 106	4 : 1 	35 days
Great Sankey, Warrington	102 / 62	2 : 1 	32 days
Malpas, Cheshire West and Chester	108 / 60	2 : 1 	38 days
Latchford, Warrington	11 / 8	1 : 1 	32 days


Top Local Authorities Posting

Local Authority	Total/Unique (Mar 2021 - Feb 2023)	Posting Intensity	Median Posting Duration
Cheshire East	66,040 / 12,129	5 : 1 	34 days
Cheshire West and Chester	65,947 / 12,047	5 : 1 	34 days
Warrington	32,177 / 7,029	5 : 1 	34 days


Top County/Unitary Authorities Posting

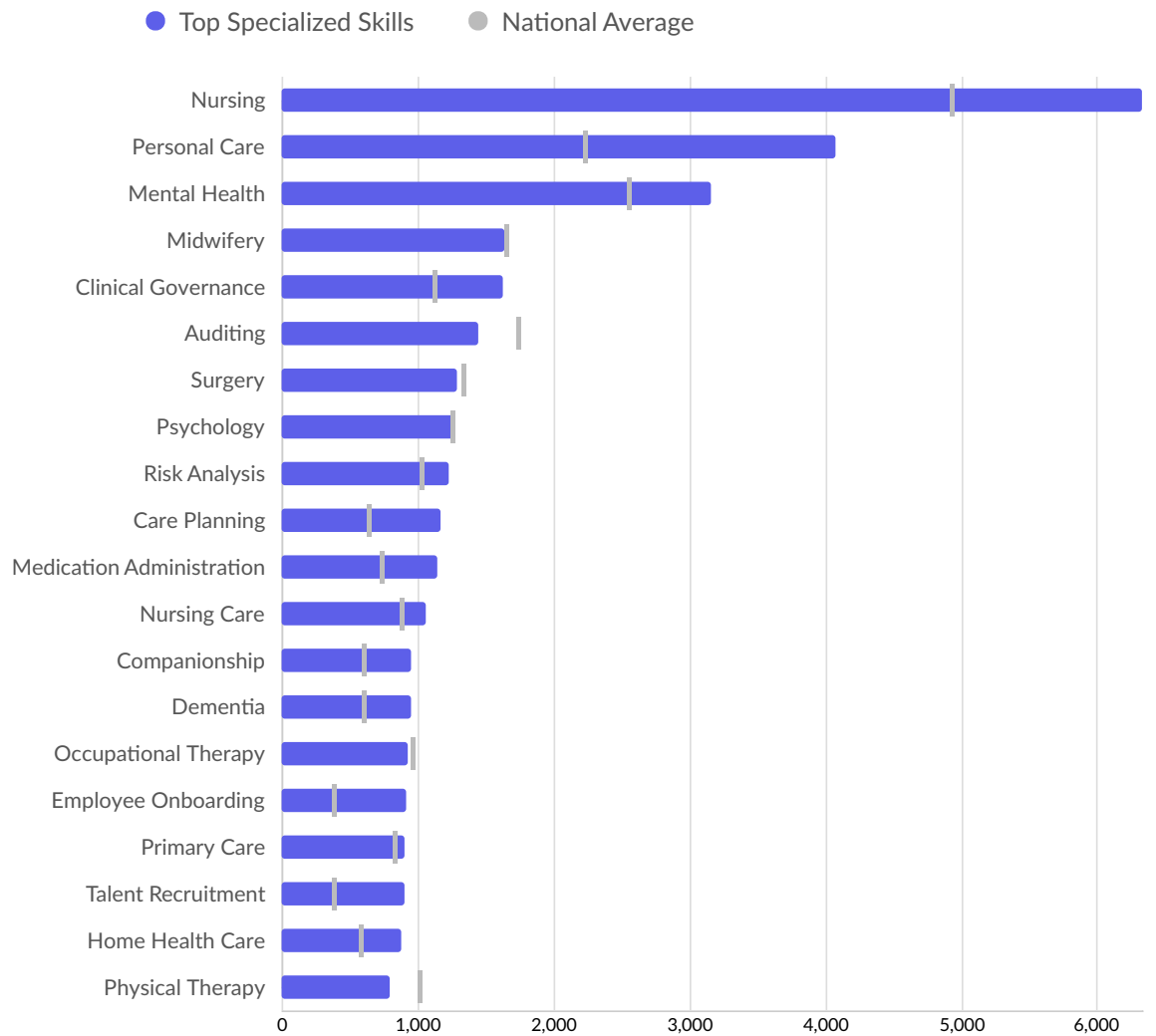
County/Unitary Authority	Total/Unique (Mar 2021 - Feb 2023)	Posting Intensity	Median Posting Duration
Cheshire East	66,040 / 12,129	5 : 1 	34 days
Cheshire West and Chester	65,947 / 12,047	5 : 1 	34 days
Warrington	32,177 / 7,029	5 : 1 	34 days

Top Gov't Office Regions Posting

Gov't Office Region	Total/Unique (Mar 2021 - Feb 2023)	Posting Intensity	Median Posting Duration
North West	1,180,937 / 210,101	6 : 1 	35 days

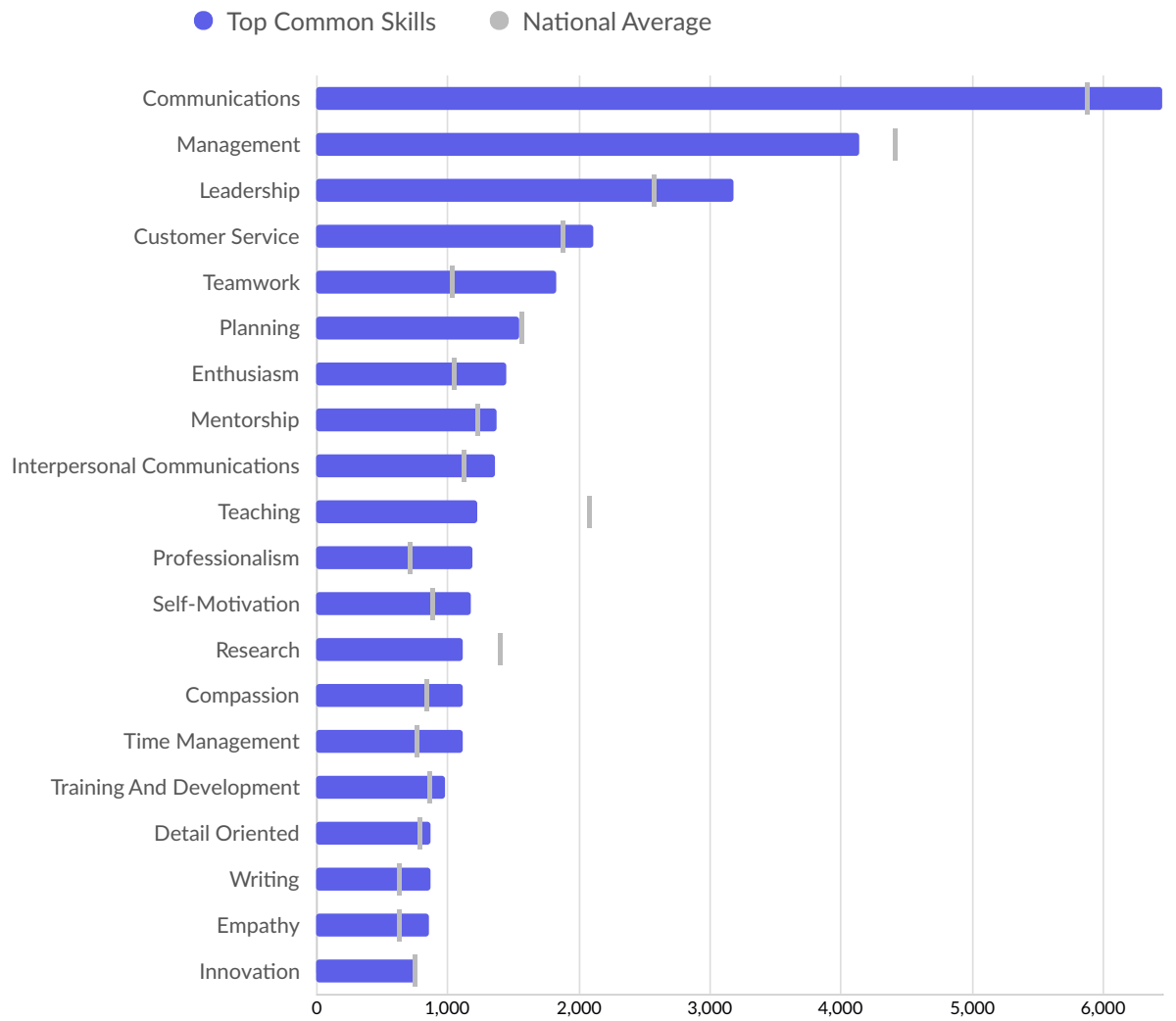
Top Countries Posting

Country	Total/Unique (Mar 2021 - Feb 2023)	Posting Intensity	Median Posting Duration
England	8,029,933 / 1,441,871	6 : 1 	35 days



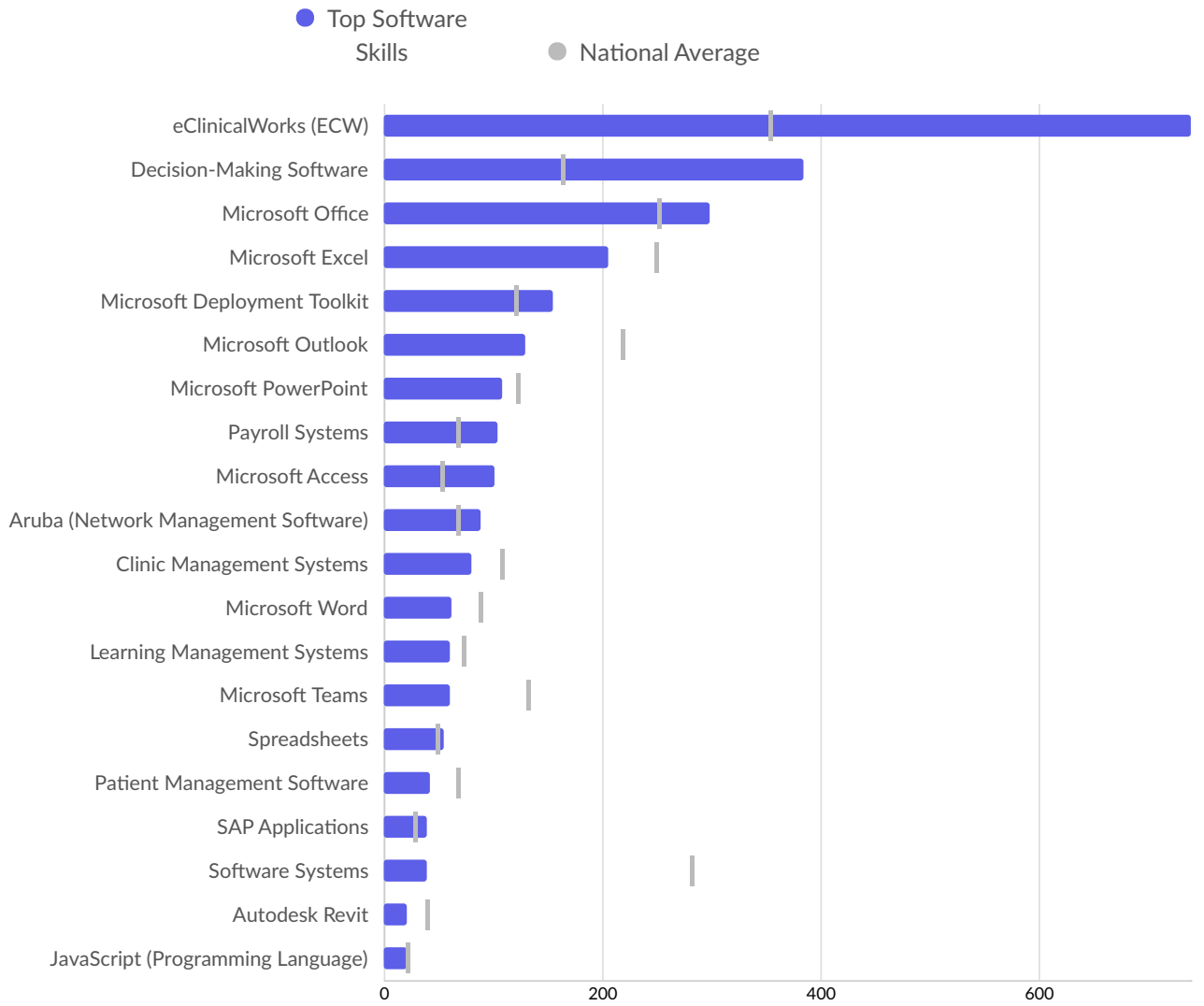
Top Specialized Skills	Unique Postings	National Average
Nursing	6,332	4,916
Personal Care	4,073	2,222
Mental Health	3,162	2,543
Midwifery	1,643	1,636
Clinical Governance	1,634	1,112
Auditing	1,450	1,720
Surgery	1,294	1,332
Psychology	1,273	1,241
Risk Analysis	1,234	1,016
Care Planning	1,171	623
Medication Administration	1,149	718
Nursing Care	1,065	871
Companionship	958	587

Dementia	958	592
Occupational Therapy	934	947
Employee Onboarding	917	373
Primary Care	910	826
Talent Recruitment	909	369
Home Health Care	880	573
Physical Therapy	801	1,006



Top Common Skills	Unique Postings	National Average
Communications	6,452	5,863
Management	4,141	4,394
Leadership	3,182	2,558
Customer Service	2,108	1,862
Teamwork	1,830	1,018
Planning	1,547	1,546
Enthusiasm	1,454	1,034
Mentorship	1,378	1,219
Interpersonal Communications	1,365	1,108
Teaching	1,233	2,067
Professionalism	1,188	706
Self-Motivation	1,180	868
Research	1,119	1,393
Compassion		
Time Management		
Training And Development		
Detail Oriented		
Writing		
Empathy		
Innovation		

Compassion	1,118	826
Time Management	1,117	752
Training And Development	985	849
Detail Oriented	875	772
Writing	868	611
Empathy	863	619
Innovation	762	739



Top Software Skills	Unique Postings	National Average
eClinicalWorks (ECW)	739	352
Decision-Making Software	384	162
Microsoft Office	299	250
Microsoft Excel	205	248
Microsoft Deployment Toolkit	155	120
Microsoft Outlook	129	217
Microsoft PowerPoint	109	121
Payroll Systems	104	66
Microsoft Access	102	52
Aruba (Network Management Software)	88	66
Clinic Management Systems	80	107
Microsoft Word	62	87

Learning Management Systems	61	71
Microsoft Teams	61	132
Spreadsheets	55	48
Patient Management Software	42	66
SAP Applications	40	27
Software Systems	40	280
Autodesk Revit	21	38
JavaScript (Programming Language)	21	20

Top Certifications


	Postings with Certification
Advanced Life Support	127
Advanced Pediatric Life Support	31
Basic Life Support (BLS) Certification	56
Certified Internet Webmaster	38
Clinical Nurse Specialist (CNS)	162
Functional Skills Qualification	124
Licensed Practical Nurse (LPN)	56
Nurse Practitioner (APRN-CNP)	775
Registered Nurse (RN)	5,199
Valid Driver's License	66

Top Companies Posting

Company	Total/Unique (Mar 2021 - Feb 2023)	Posting Intensity	Median Posting Duration
NHS	71,162 / 7,513	9 : 1 	34 days
Newcross Healthcare Solutions	2,335 / 1,230	2 : 1 	33 days
Hc-One	2,957 / 491	6 : 1 	36 days
Barchester Plc	6,444 / 434	15 : 1 	28 days
Appoint Group	1,756 / 411	4 : 1 	40 days
Maria Mallaband Care Group	2,386 / 383	6 : 1 	36 days
Randstad	978 / 361	3 : 1 	35 days
Spire Healthcare	2,336 / 311	8 : 1 	41 days
Bupa	1,200 / 295	4 : 1 	29 days
Medacs Healthcare	2,100 / 279	8 : 1 	40 days
Elysium Healthcare	2,757 / 250	11 : 1 	31 days
Care Uk Health & Social Care	950 / 207	5 : 1 	38 days
Chase Medical	1,291 / 177	7 : 1 	36 days
Walgreens Boots Alliance	340 / 176	2 : 1 	25 days
MHA	590 / 174	3 : 1 	37 days
Home Instead	334 / 167	2 : 1 	35 days
Elite Search International	792 / 160	5 : 1 	36 days
Cygnnet Health Care	1,080 / 151	7 : 1 	32 days
Nuffield Health	388 / 151	3 : 1 	38 days
Orchard Care Homes	1,182 / 151	8 : 1 	34 days
Nurseplus	568 / 150	4 : 1 	35 days
Specsavers	367 / 150	2 : 1 	20 days
Search Consultancy	585 / 145	4 : 1 	38 days
Cera Care	906 / 121	7 : 1 	32 days
Leaders In Care	994 / 114	9 : 1 	39 days
Exemplar Health Care	316 / 108	3 : 1 	32 days

Optima Plus Recruitment Ltd	493 / 105	5 : 1		27 days
Akari Care	674 / 96	7 : 1		32 days
The Healthcare Hub	250 / 93	3 : 1		29 days
Cwp-Gmbh	218 / 92	2 : 1		29 days
Service Care Solutions	403 / 89	5 : 1		39 days
Warrington Borough Council	137 / 89	2 : 1		29 days
Hays	283 / 88	3 : 1		33 days
LNR Future Solutions LTD	566 / 87	7 : 1		32 days
Your Healthcare World Ltd	140 / 87	2 : 1		53 days
Alternative Futures Group Ltd	217 / 82	3 : 1		37 days
Care Quality Commission	329 / 82	4 : 1		39 days
Pertemps Network	230 / 80	3 : 1		43 days
City & County Healthcare Group	218 / 77	3 : 1		35 days
Cheshire West And Chester Council	165 / 75	2 : 1		27 days
Helping Hands	931 / 74	13 : 1		35 days
Methodist Homes	453 / 65	7 : 1		38 days
Asda	272 / 64	4 : 1		31 days
Compass Associates	143 / 63	2 : 1		22 days
Harbour Healthcare	186 / 62	3 : 1		27 days
SRG Europe	134 / 60	2 : 1		34 days
Phoenix Care Staff Limited	162 / 59	3 : 1		35 days
Flame Health	75 / 58	1 : 1		15 days
Resourcing	235 / 56	4 : 1		45 days
Nurse Seekers	266 / 55	5 : 1		38 days

Top Posted Occupations

Career Area	Total/Unique (Mar 2021 - Feb 2023)	Posting Intensity	Median Posting Duration
Health Care including Nursing	164,164 / 31,205	5 : 1 	34 days





















Top Posted Job Titles

Job Title	Total/Unique (Mar 2021 - Feb 2023)	Posting Intensity	Median Posting Duration
Care Assistants	10,505 / 2,658	4 : 1 	35 days
Health Care Assistants	9,345 / 1,814	5 : 1 	34 days
Registered Nurses	8,227 / 1,487	6 : 1 	35 days
Staff Nurses	12,889 / 1,283	10 : 1 	36 days
Registered General Nurses	7,648 / 1,181	6 : 1 	34 days
Night Assistants	2,745 / 643	4 : 1 	35 days
Night Nurses	4,684 / 507	9 : 1 	43 days
Home Care Assistants	4,126 / 413	10 : 1 	34 days
Occupational Therapists	2,596 / 387	7 : 1 	35 days
Registered Mental Health Nurses	1,749 / 340	5 : 1 	35 days
Physiotherapists	1,389 / 318	4 : 1 	37 days
Domestic Assistants	1,023 / 260	4 : 1 	34 days
Practitioners	1,580 / 241	7 : 1 	32 days
Mental Health Support Specialists	612 / 233	3 : 1 	34 days
Personal Care Assistants	757 / 226	3 : 1 	34 days
Pharmacists	867 / 226	4 : 1 	35 days
Speech Language Therapists	1,585 / 224	7 : 1 	39 days
Clinical Leads	1,932 / 221	9 : 1 	32 days
Veterinary Surgeons	473 / 218	2 : 1 	33 days
General Practitioners	794 / 212	4 : 1 	35 days
Laboratory Technicians	524 / 208	3 : 1 	34 days
Practice Nurses	825 / 195	4 : 1 	35 days
Nursing Home Administrators	611 / 194	3 : 1 	35 days
Registered Managers	431 / 194	2 : 1 	40 days
Pharmacy Technicians	964 / 192	5 : 1 	37 days
Clinical Psychologists	2,014 / 189	11 : 1 	37 days

Clinical Pharmacists	879 / 183	5 : 1		34 days
Support Workers	625 / 183	3 : 1		33 days
Midwives	1,501 / 176	9 : 1		32 days
Care Practitioners	1,177 / 170	7 : 1		35 days
Nurses	653 / 166	4 : 1		38 days
Community Nurses	1,113 / 163	7 : 1		34 days
Learning Disability Nurses	1,453 / 156	9 : 1		33 days
Care Coordinators	372 / 154	2 : 1		28 days
Dental Nurses	690 / 153	5 : 1		37 days
Advanced Nurse Practitioners	770 / 149	5 : 1		28 days
Optometrists	332 / 138	2 : 1		22 days
Home Managers	476 / 135	4 : 1		35 days
Deputy Managers	368 / 129	3 : 1		38 days
Mental Health Nurses	943 / 127	7 : 1		33 days
Pharmacy Assistants	307 / 126	2 : 1		32 days
Radiographers	684 / 125	5 : 1		37 days
Home Care Registered Nurses	593 / 121	5 : 1		33 days
NICU Registered Nurses	551 / 121	5 : 1		32 days
Paediatrics and Neonates Specialists	635 / 121	5 : 1		34 days
Accident and Emergency Nurses	503 / 119	4 : 1		34 days
Charge Nurses	1,042 / 111	9 : 1		34 days
Advanced Practitioners	1,105 / 109	10 : 1		34 days
Consultant Psychiatrists	518 / 108	5 : 1		36 days
Deputy Heads	299 / 102	3 : 1		33 days

Top Industries

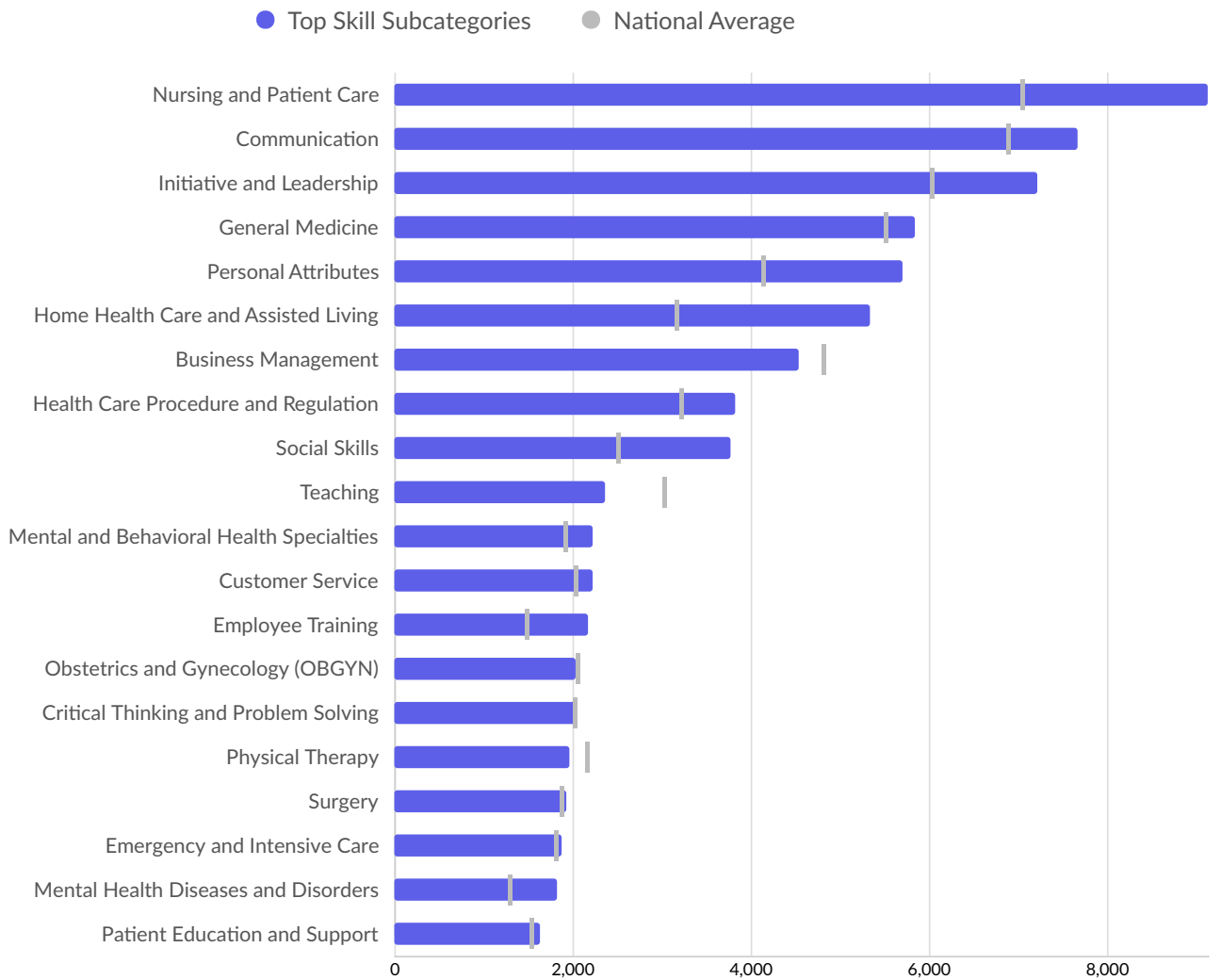
	Total/Unique (Mar 2021 - Feb 2023)	Posting Intensity	Median Posting Duration
Human Health Activities	80,815 / 9,488	9 : 1	34 days
Employment Activities	22,600 / 6,128	4 : 1	36 days
Residential Care Activities	21,403 / 3,224	7 : 1	35 days
Social Work Activities Without Accommodation	1,212 / 565	2 : 1	33 days
Retail Trade, Except of Motor Vehicles and Motorcycles	1,217 / 525	2 : 1	30 days
Public Administration and Defence; Compulsory Social Security	820 / 360	2 : 1	32 days
Activities of Head Offices; Management Consultancy Activities	859 / 326	3 : 1	34 days
Insurance, Reinsurance and Pension Funding, Except Compulsory Social Security	1,202 / 297	4 : 1	29 days
Construction of Buildings	651 / 252	3 : 1	26 days
Education	393 / 211	2 : 1	37 days
Office Administrative, Office Support and Other Business Support Activities	521 / 201	3 : 1	33 days
Real Estate Activities	410 / 187	2 : 1	32 days
Wholesale Trade, Except of Motor Vehicles and Motorcycles	389 / 182	2 : 1	36 days
Computer Programming, Consultancy and Related Activities	581 / 161	4 : 1	32 days
Other Personal Service Activities	271 / 131	2 : 1	32 days
Creative, Arts and Entertainment Activities	237 / 103	2 : 1	26 days
Other Professional, Scientific and Technical Activities	245 / 101	2 : 1	43 days
Veterinary Activities	99 / 79	1 : 1	34 days
Manufacture of Basic Pharmaceutical Products and Pharmaceutical Preparations	175 / 70	3 : 1	32 days
Food and Beverage Service Activities	132 / 70	2 : 1	37 days
Architectural and Engineering Activities; Technical Testing and Analysis	122 / 68	2 : 1	44 days
Accommodation	104 / 58	2 : 1	25 days
Financial Service Activities, Except Insurance and Pension Funding	154 / 57	3 : 1	26 days
Information Service Activities	71 / 41	2 : 1	34 days
Wholesale and Retail Trade and Repair of Motor Vehicles and Motorcycles	160 / 34	5 : 1	42 days
Repair and Installation of Machinery and Equipment	160 / 33	5 : 1	n/a
Legal and Accounting Activities	59 / 32	2 : 1	24 days
Advertising and Market Research	74 / 32	2 : 1	36 days

Scientific Research and Development	73 / 30	2 : 1		29 days
Activities of Membership Organisations	41 / 29	1 : 1		26 days
Land Transport and Transport Via Pipelines	146 / 28	5 : 1		30 days
Services to Buildings and Landscape Activities	32 / 25	1 : 1		27 days
Sports Activities and Amusement and Recreation Activities	56 / 20	3 : 1		25 days
Publishing Activities	34 / 17	2 : 1		32 days
Manufacture of Furniture	30 / 15	2 : 1		n/a
Manufacture of Food Products	18 / 13	1 : 1		25 days
Activities Auxiliary to Financial Services and Insurance Activities	31 / 13	2 : 1		17 days
Warehousing and Support Activities for Transportation	22 / 11	2 : 1		39 days
Specialised Construction Activities	14 / 10	1 : 1		51 days
Libraries, Archives, Museums and Other Cultural Activities	19 / 10	2 : 1		33 days
Waste Collection, Treatment and Disposal Activities; Materials Recovery	15 / 9	2 : 1		40 days
Civil Engineering	11 / 9	1 : 1		30 days
Manufacture of Beverages	9 / 8	1 : 1		60 days
Rental and Leasing Activities	13 / 8	2 : 1		6 days
Manufacture of Chemicals and Chemical Products	14 / 7	2 : 1		9 days
Manufacture of Machinery and Equipment n.e.c.	8 / 7	1 : 1		29 days
Water Collection, Treatment and Supply	6 / 6	1 : 1		n/a
Manufacture of Fabricated Metal Products, Except Machinery and Equipment	6 / 5	1 : 1		36 days

Top Posting Sources

Website	Postings on Website (Mar 2021 - Feb 2023)
dwp.gov.uk	8,789
jobs.nhs.uk	5,388
careerbuilder.co.uk	4,799
jobmedic.co.uk	4,139
indeed.com	3,903
healthjobsuk.com	3,270
starjobsearch.co.uk	2,825
independent.co.uk	2,501
reed.co.uk	2,451
fish4.co.uk	1,919
cv-library.co.uk	1,823
carehome.co.uk	1,387
simplyhired.co.uk	1,140
careerjet.co.uk	1,123
newcrosshealthcare.com	921
jobisjob.co.uk	894
gumtree.com	557
britishjobs.co.uk	547
jobrapido.com	435
empire-locums.co.uk	395
monster.co.uk	347
joblift.co.uk	332
jobs4network.co.uk	256
jora.com	248
jobserve.com	247
hiredonline.co.uk	226
dejobs.org	193

theguardian.com	171
tiptopjob.com	170
medacs.com	156
boots.jobs	145
vetclick.com	124
leisurejobs.com	117
adzuna.co.uk	111
findapprenticeship.service.gov.uk	111
indeed.co.uk	109
specsavers.com	108
thebigjobsite.com	97
jobstoday.co.uk	83
warrington.gov.uk	81
thetimes.co.uk	64
flamehealth.com	63
orchardcarehomes.com	61
search.co.uk	60
e4s.co.uk	57
randstad.co.uk	57
engineeringjobs.co.uk	55
myworkdayjobs.com	55
exemplarhc.com	54
cheshirewestandchester.gov.uk	51

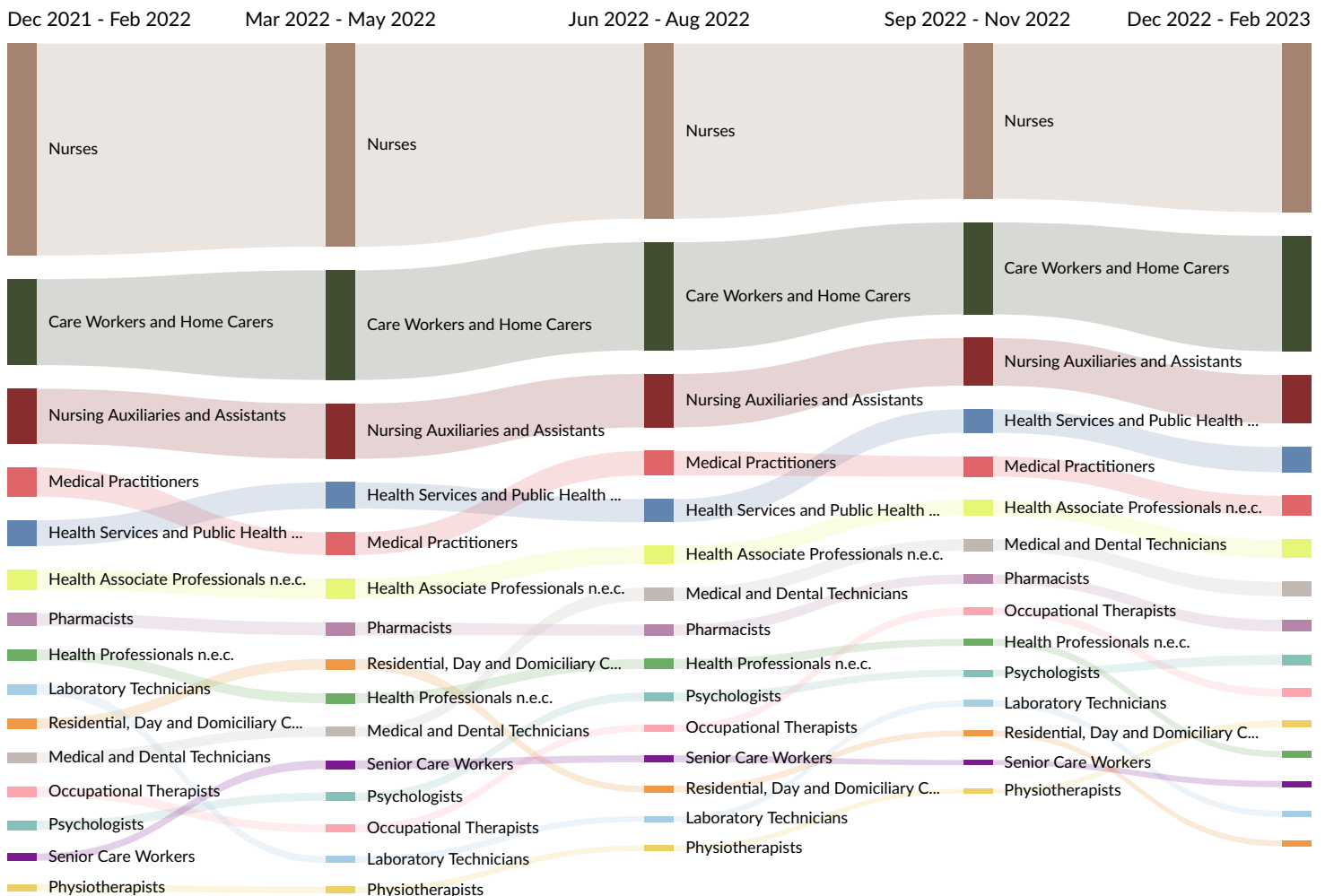


Top Skill Subcategories	Unique Postings	National Average
Nursing and Patient Care	9,135	7,031
Communication	7,675	6,877
Initiative and Leadership	7,216	6,026
General Medicine	5,845	5,498
Personal Attributes	5,710	4,128
Home Health Care and Assisted Living	5,344	3,146
Business Management	4,542	4,799
Health Care Procedure and Regulation	3,834	3,196
Social Skills	3,781	2,488
Teaching	2,363	3,011
Mental and Behavioral Health Specialties	2,231	1,889
Customer Service	2,225	2,010
Employee Training	2,182	1,455

Obstetrics and Gynecology (OBGYN)	2,044	2,038
Critical Thinking and Problem Solving	2,035	2,002
Physical Therapy	1,966	2,139
Surgery	1,933	1,865
Emergency and Intensive Care	1,878	1,787
Mental Health Diseases and Disorders	1,830	1,272
Patient Education and Support	1,642	1,519

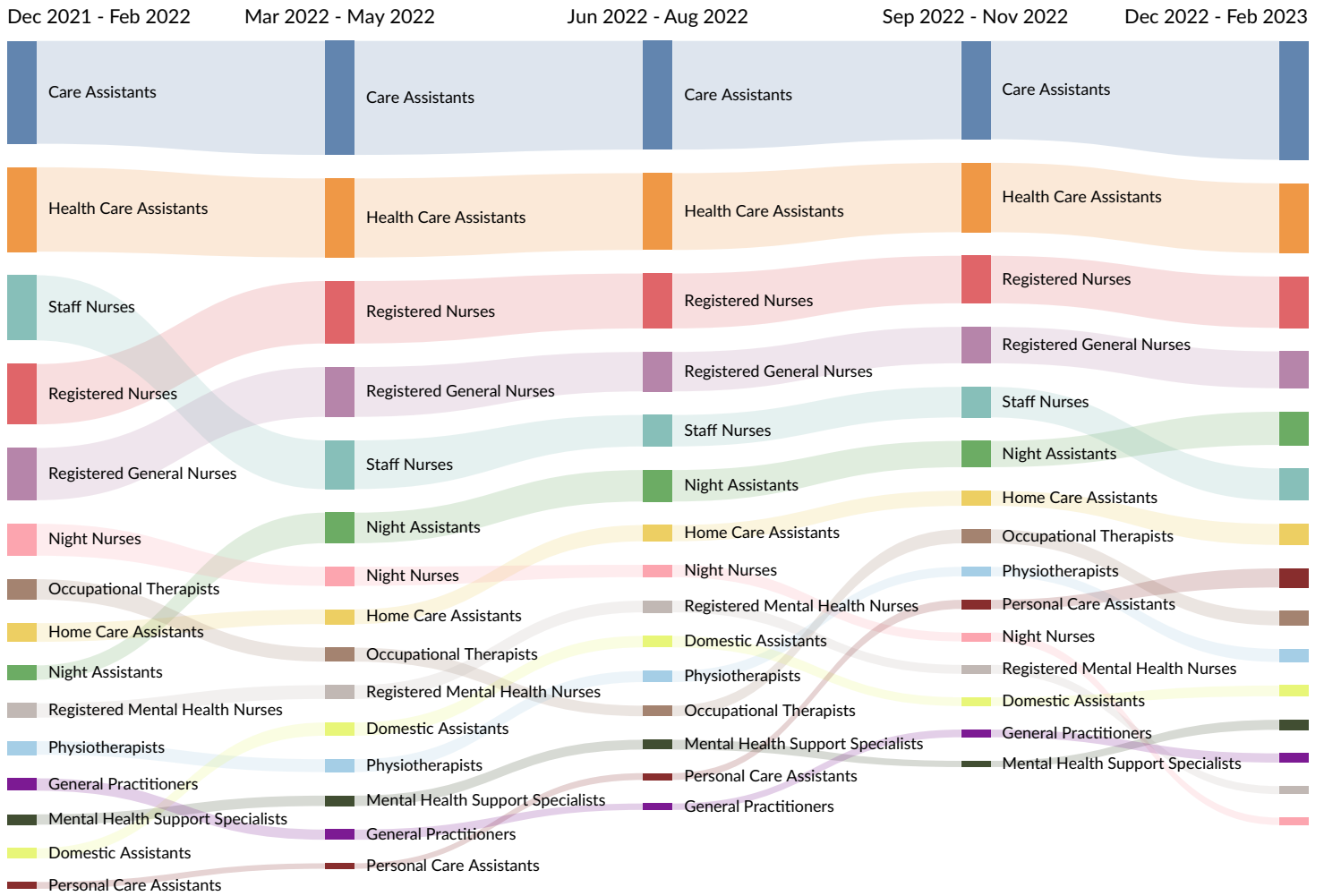
Occupation Trends in Job Postings by Quarter

The chart below captures the postings trend for the top 15 occupations posted for based on your filters.



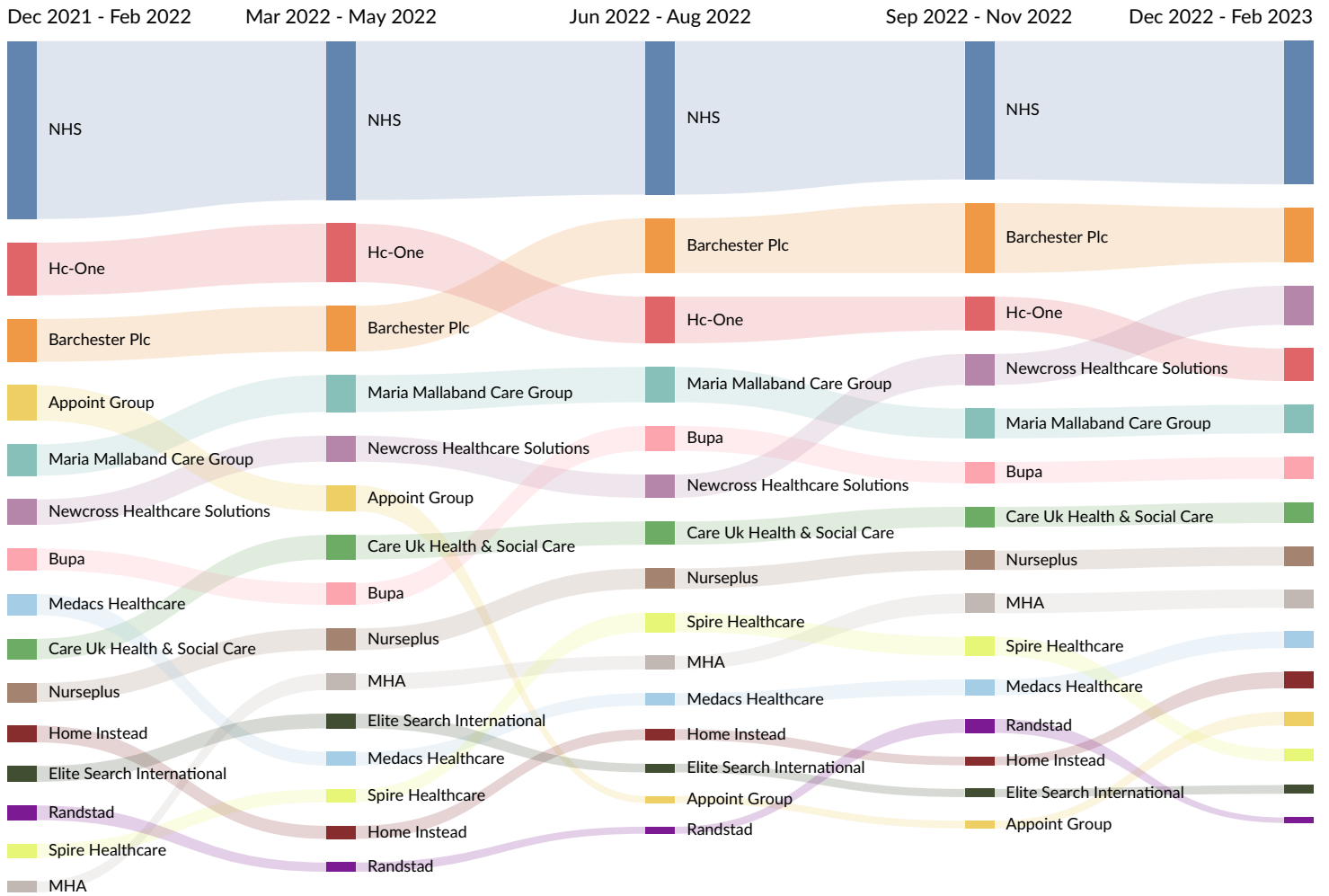
Job Title Trends in Job Postings by Quarter

The chart below captures the postings trend for the top 15 job titles posted for based on your filters.



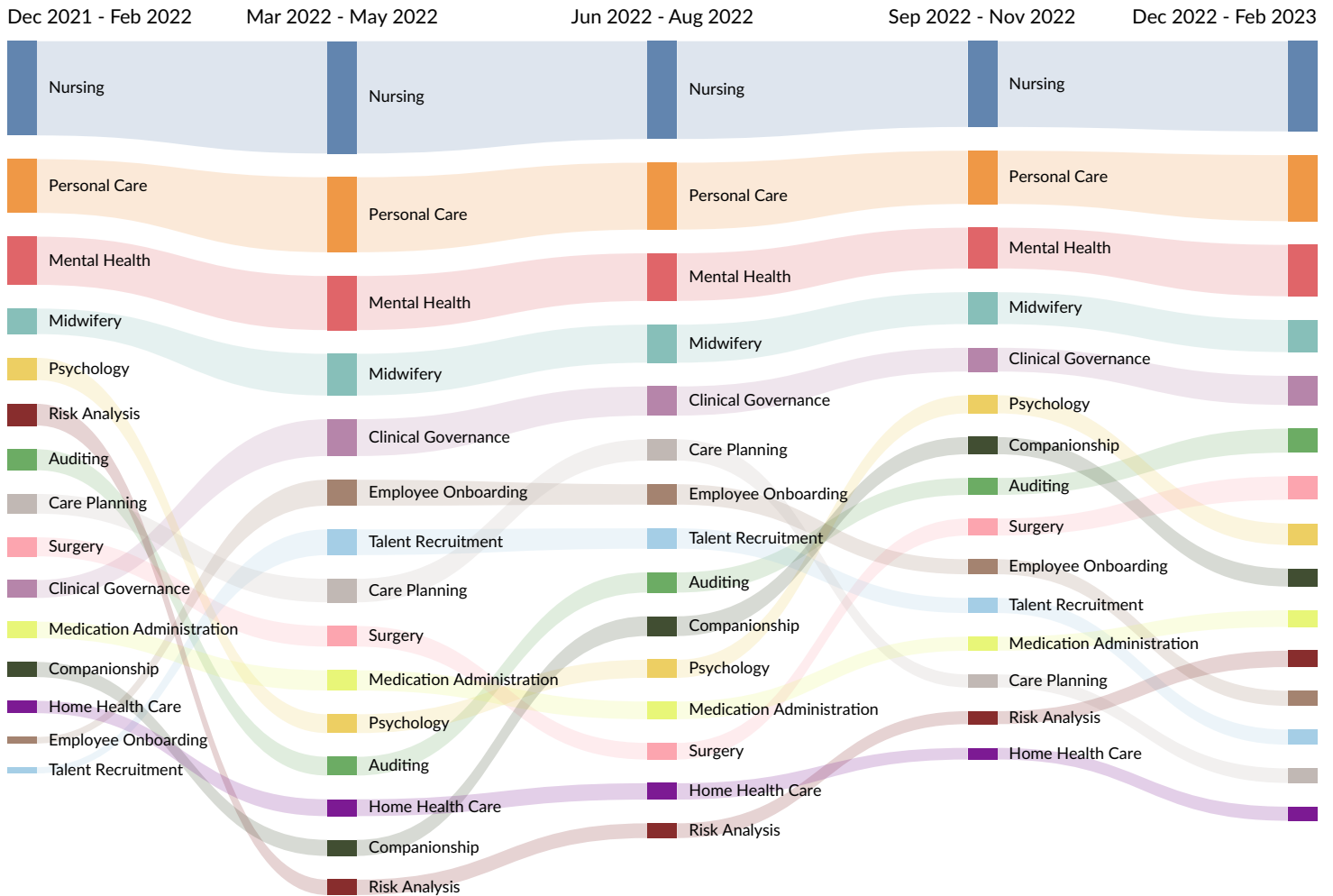
Company Trends in Job Postings by Quarter

The chart below captures the postings trend for the top 15 companies posted for based on your filters.



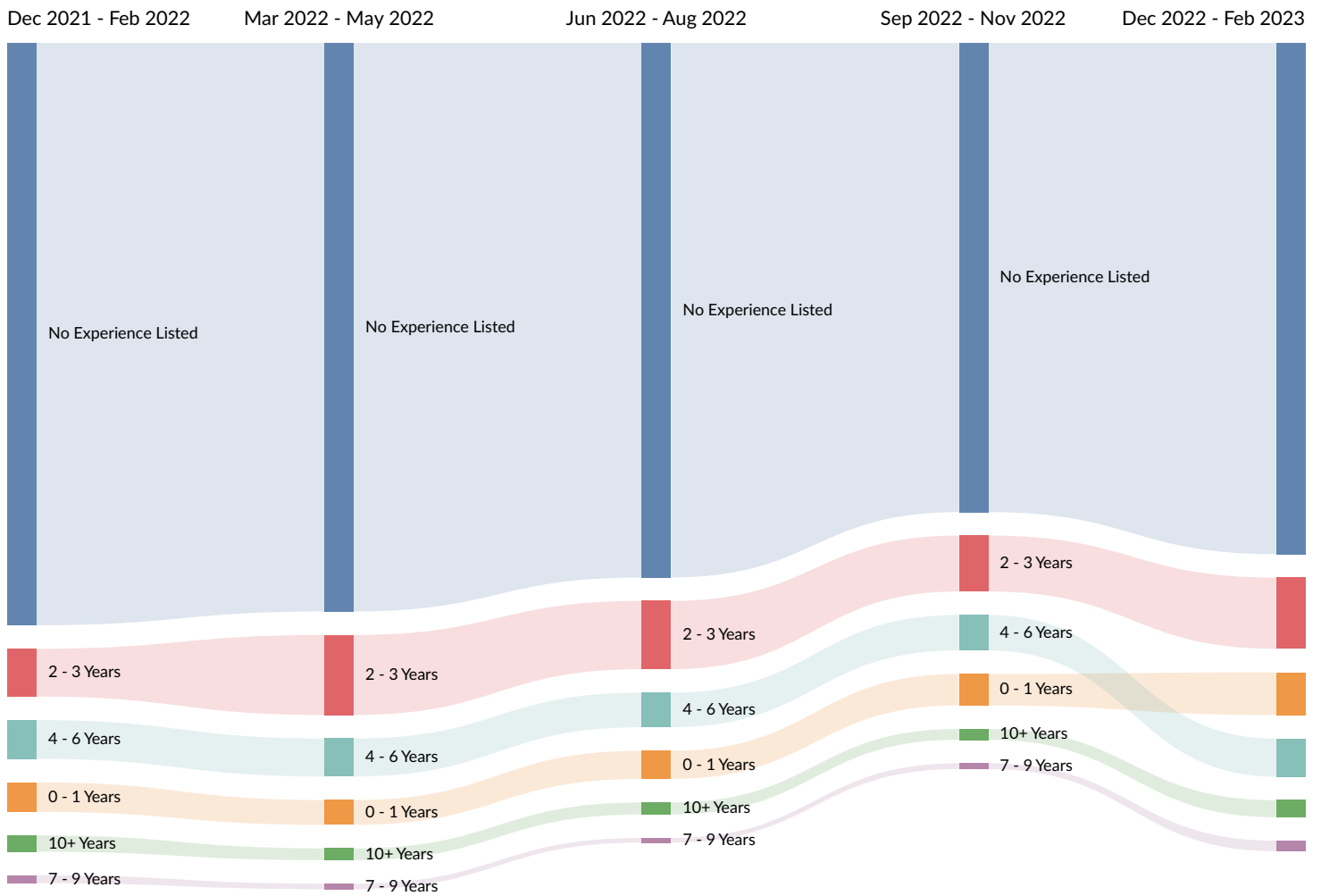
Skill Trends in Job Postings by Quarter

The chart below captures the postings trend for the top 15 skills posted for based on your filters.



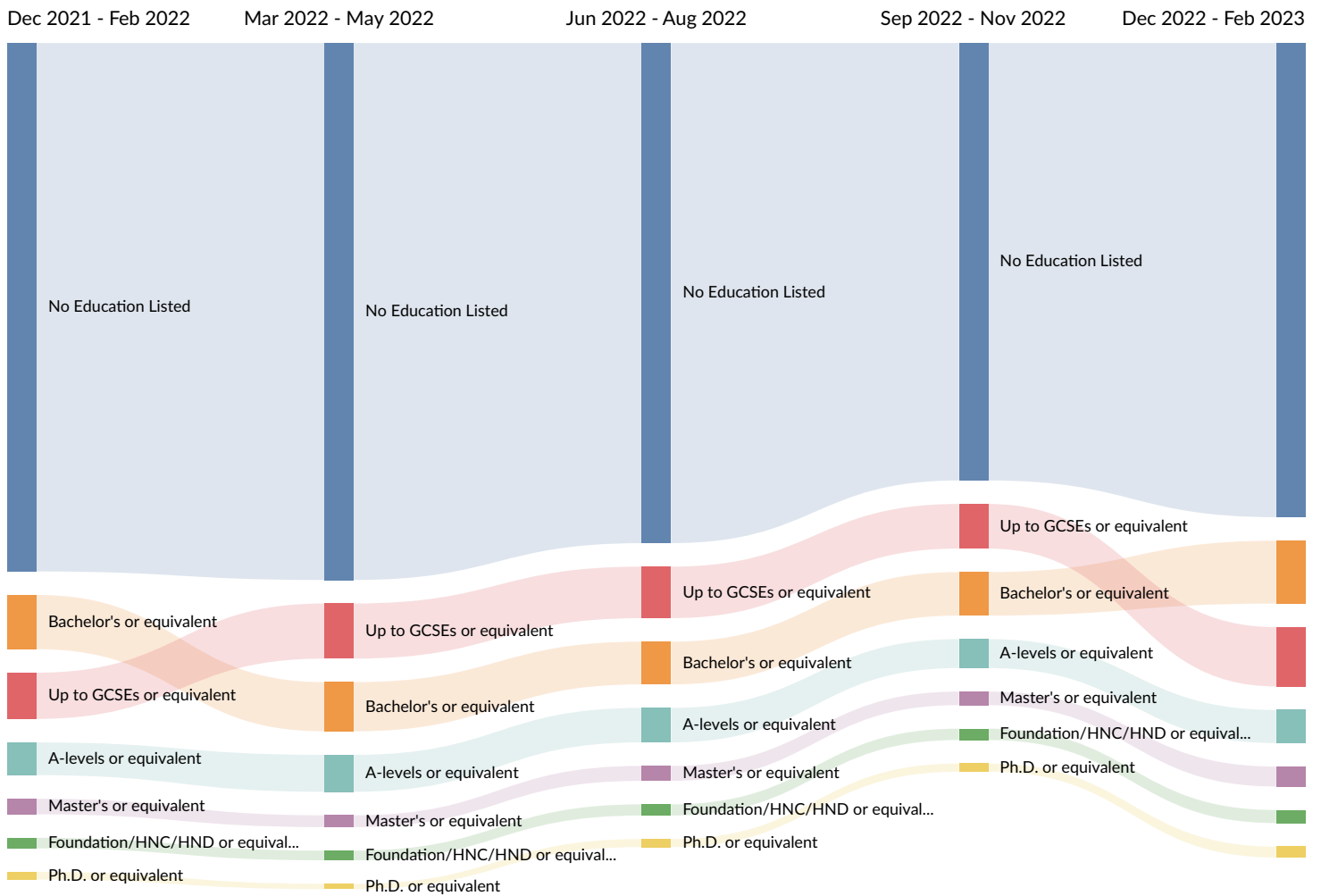
Minimum Experience Requirement Trends in Job Postings by Quarter

The chart below captures the trend for the experience requirements by quarter shown in postings in your region based on your filters.



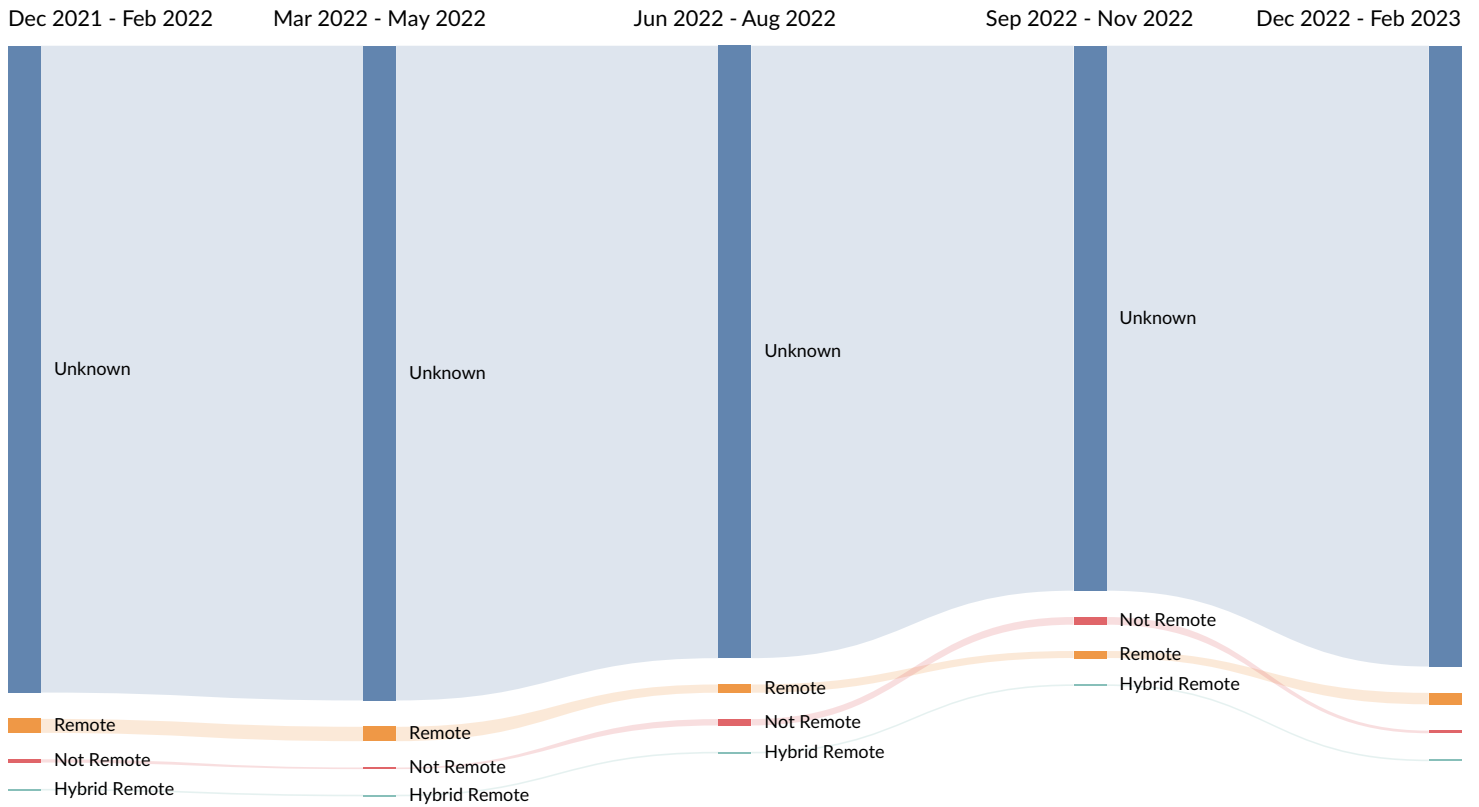
Educational Requirement Trends in Job Postings by Quarter

The chart below captures the quarterly trend for the educational requirements shown in postings in your region based on your filters.

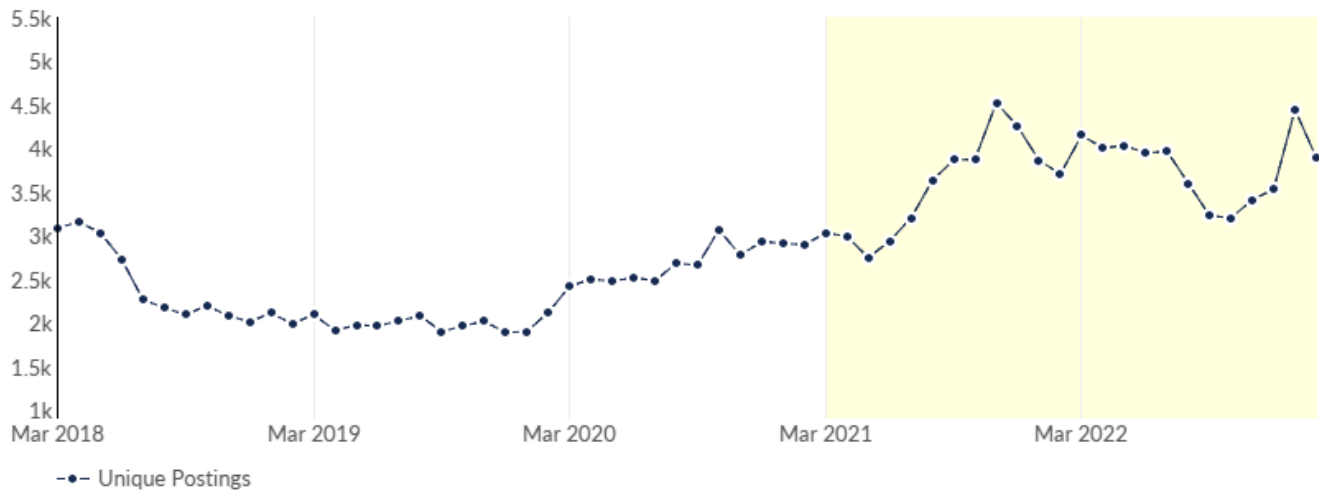


Remote Trends in Job Postings by Quarter

The chart below captures the remote posting trends based on your filters.

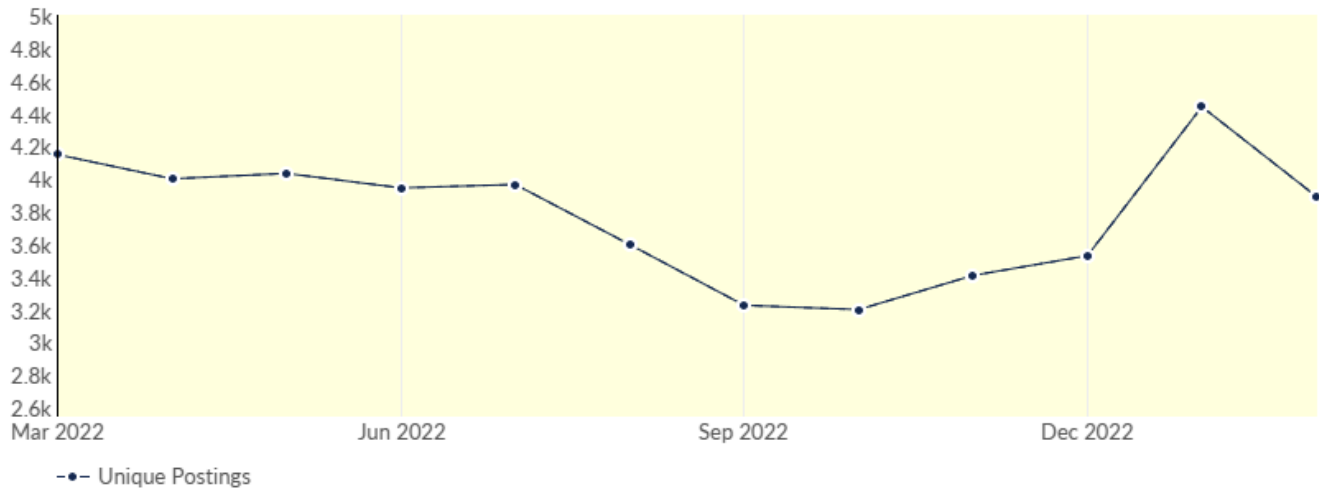


Unique Postings Trend



Month	Unique Postings	Posting Intensity
Feb 2023	3,893	4 : 1
Jan 2023	4,442	4 : 1
Dec 2022	3,530	5 : 1
Nov 2022	3,409	5 : 1
Oct 2022	3,200	5 : 1
Sep 2022	3,226	5 : 1
Aug 2022	3,598	5 : 1
Jul 2022	3,966	5 : 1
Jun 2022	3,945	5 : 1
May 2022	4,034	5 : 1
Apr 2022	4,001	5 : 1
Mar 2022	4,149	5 : 1

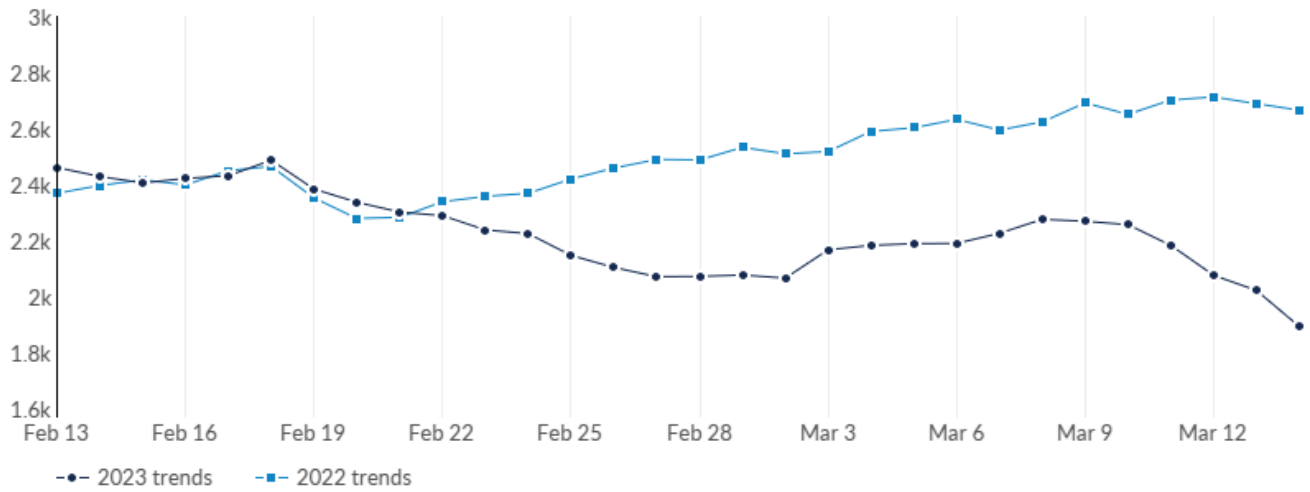
Unique Postings Trend



Month	Unique Postings	Posting Intensity
Feb 2023	3,893	4 : 1
Jan 2023	4,442	4 : 1
Dec 2022	3,530	5 : 1
Nov 2022	3,409	5 : 1
Oct 2022	3,200	5 : 1
Sep 2022	3,226	5 : 1
Aug 2022	3,598	5 : 1
Jul 2022	3,966	5 : 1
Jun 2022	3,945	5 : 1
May 2022	4,034	5 : 1
Apr 2022	4,001	5 : 1
Mar 2022	4,149	5 : 1

Unique Postings Trend

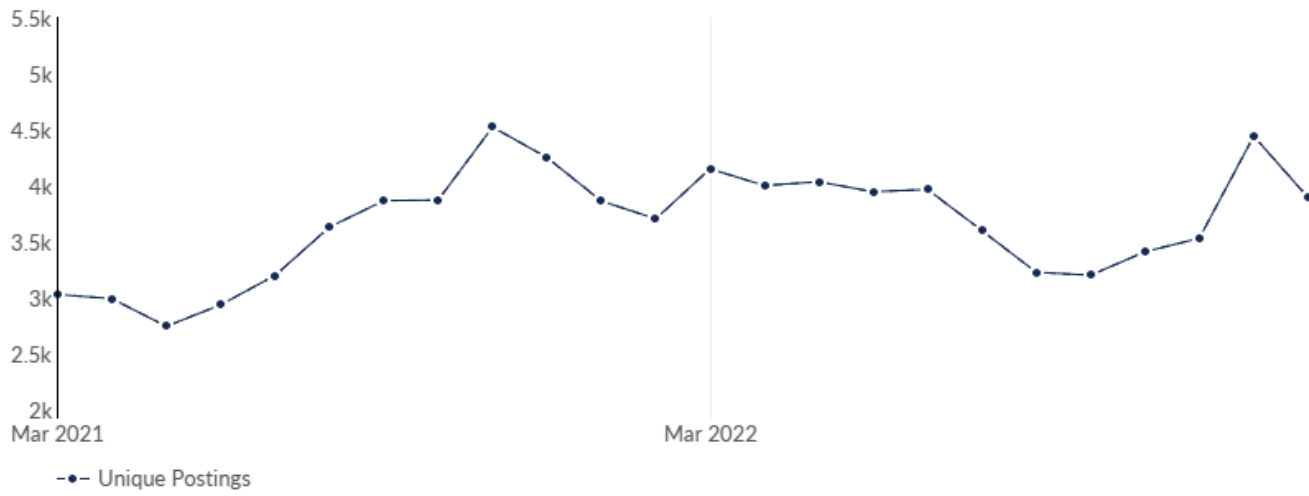
This view displays the most recent 30 days of job postings activity to show near-term trends. It does not reflect your timeframe.



Day	Unique Postings	Last Year's Unique Postings	% Change
February 13, 2023	2,461	2,369	+3.9%
February 14, 2023	2,429	2,397	+1.3%
February 15, 2023	2,406	2,417	-0.5%
February 16, 2023	2,422	2,399	+1.0%
February 17, 2023	2,432	2,450	-0.7%
February 18, 2023	2,487	2,465	+0.9%
February 19, 2023	2,384	2,352	+1.4%
February 20, 2023	2,337	2,279	+2.5%
February 21, 2023	2,302	2,283	+0.8%
February 22, 2023	2,289	2,339	-2.1%
February 23, 2023	2,238	2,358	-5.1%
February 24, 2023	2,225	2,369	-6.1%
February 25, 2023	2,147	2,420	-11.3%
February 26, 2023	2,104	2,459	-14.4%
February 27, 2023	2,071	2,490	-16.8%
February 28, 2023	2,072	2,488	-16.7%
March 1, 2023	2,077	2,533	-18.0%
March 2, 2023	2,066	2,510	-17.7%

March 3, 2023	2,167	2,518	-13.9%
March 4, 2023	2,183	2,590	-15.7%
March 5, 2023	2,189	2,603	-15.9%
March 6, 2023	2,190	2,633	-16.8%
March 7, 2023	2,226	2,595	-14.2%
March 8, 2023	2,276	2,624	-13.3%
March 9, 2023	2,269	2,692	-15.7%
March 10, 2023	2,257	2,651	-14.9%
March 11, 2023	2,183	2,702	-19.2%
March 12, 2023	2,076	2,713	-23.5%
March 13, 2023	2,022	2,689	-24.8%
March 14, 2023	1,893	2,666	-29.0%

Unique Postings Trend



Month	Unique Postings	Posting Intensity
Feb 2023	3,893	4 : 1
Jan 2023	4,442	4 : 1
Dec 2022	3,530	5 : 1
Nov 2022	3,409	5 : 1
Oct 2022	3,200	5 : 1
Sep 2022	3,226	5 : 1
Aug 2022	3,598	5 : 1
Jul 2022	3,966	5 : 1
Jun 2022	3,945	5 : 1
May 2022	4,034	5 : 1
Apr 2022	4,001	5 : 1
Mar 2022	4,149	5 : 1

Appendix A - Data Sources and Calculations

Lightcast Job Postings

Job postings are collected from various sources and processed/enriched to provide information such as standardized company name, occupation, skills, and geography.