

Report Builder

Lightcast Q2 2022 Data Set

March 2023

Parameters

Select Timeframe: Mar 2021 - Feb 2023

:

Description

Summary

Advertised Salary

Advertised Wage Trend

Regions

Skills

Certifications

Companies

Description

Occupations

Job Titles

Industries

Posting Sources

Skill Subcategories

Trends

Timeseries

City:

Description

Neston, Cheshire West and Chester

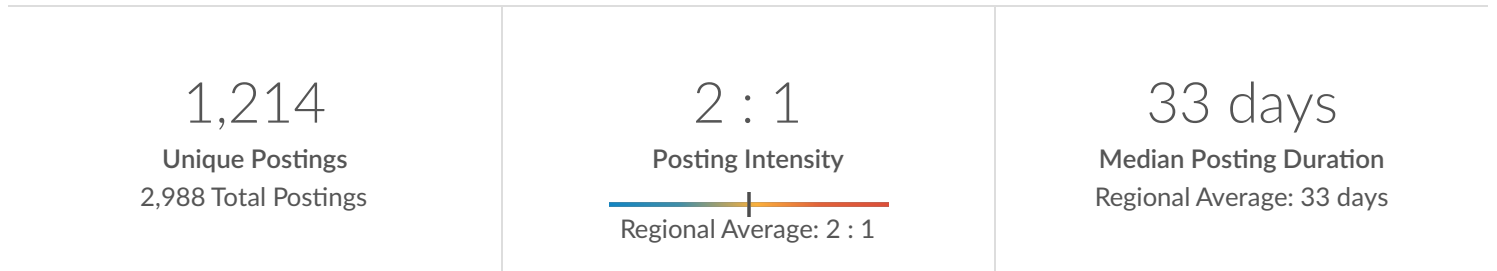
Minimum Experience Required: Any

Education Level: Any

Keyword Search:

Posting Type: Active Postings

Job Postings Summary



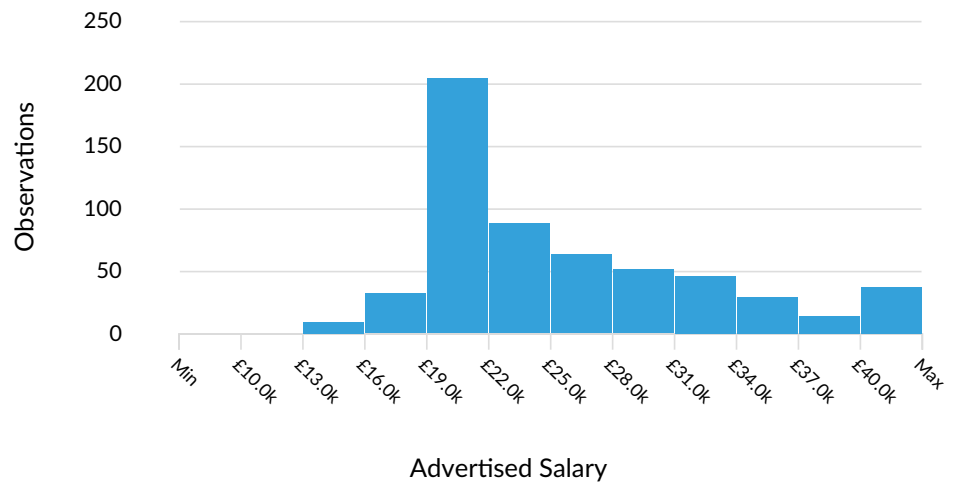
There were 2,988 total job postings for your selection from March 2021 to February 2023, of which 1,214 were unique. These numbers give us a Posting Intensity of 2-to-1, meaning that for every 2 postings there is 1 unique job posting.

This is close to the Posting Intensity for all other occupations and companies in the region (2-to-1), indicating that they are putting average effort toward hiring for this position.

Advertised Salary

There are 573 advertised salary observations (47% of the 1,214 matching postings).

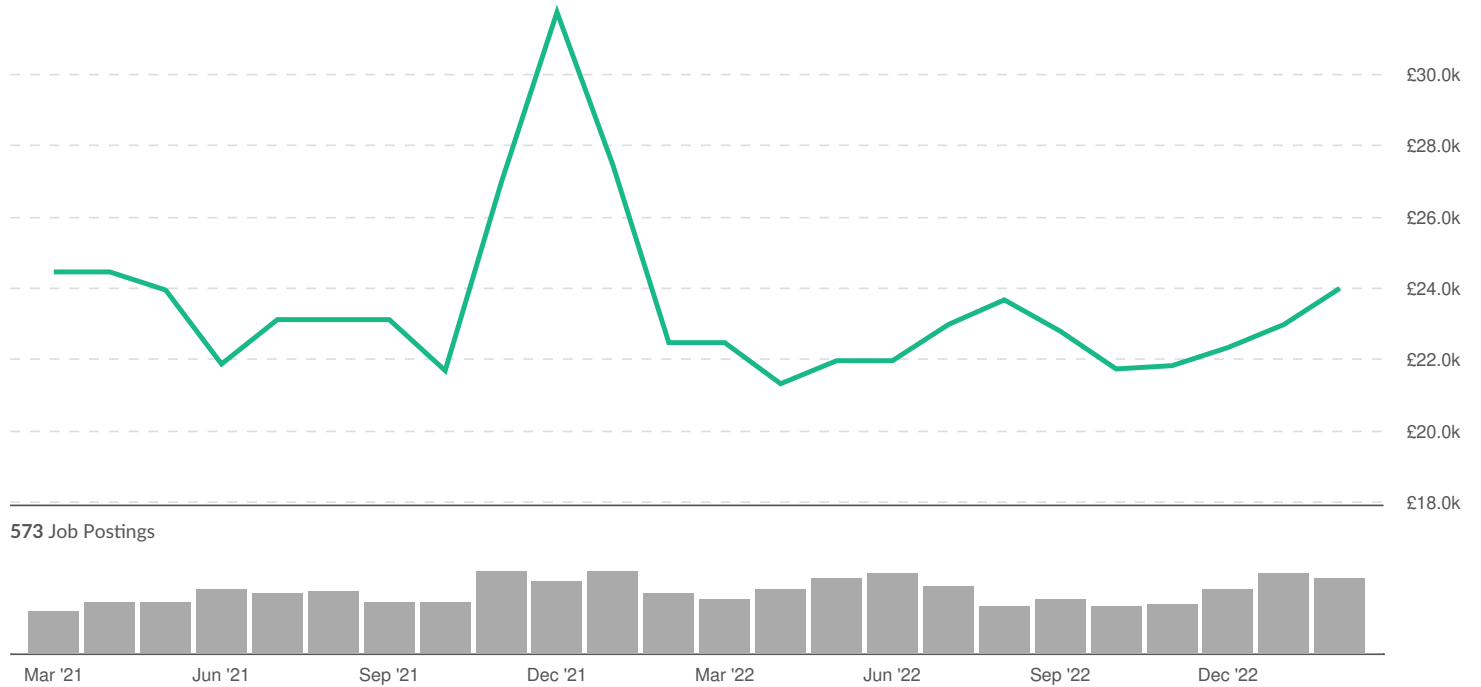
£23.1k
Median Advertised Salary



Advertised Wage Trend

▼ 1.8% Mar 2021 - Feb 2023

£23.1k Median




Top Cities Posting

City	Total/Unique (Mar 2021 - Feb 2023)	Posting Intensity	Median Posting Duration
Neston, Cheshire West and Chester	2,988 / 1,214	2 : 1	33 days


Top Local Authorities Posting

Local Authority	Total/Unique (Mar 2021 - Feb 2023)	Posting Intensity	Median Posting Duration
Cheshire West and Chester	2,988 / 1,214	2 : 1	33 days


Top County/Unitary Authorities Posting

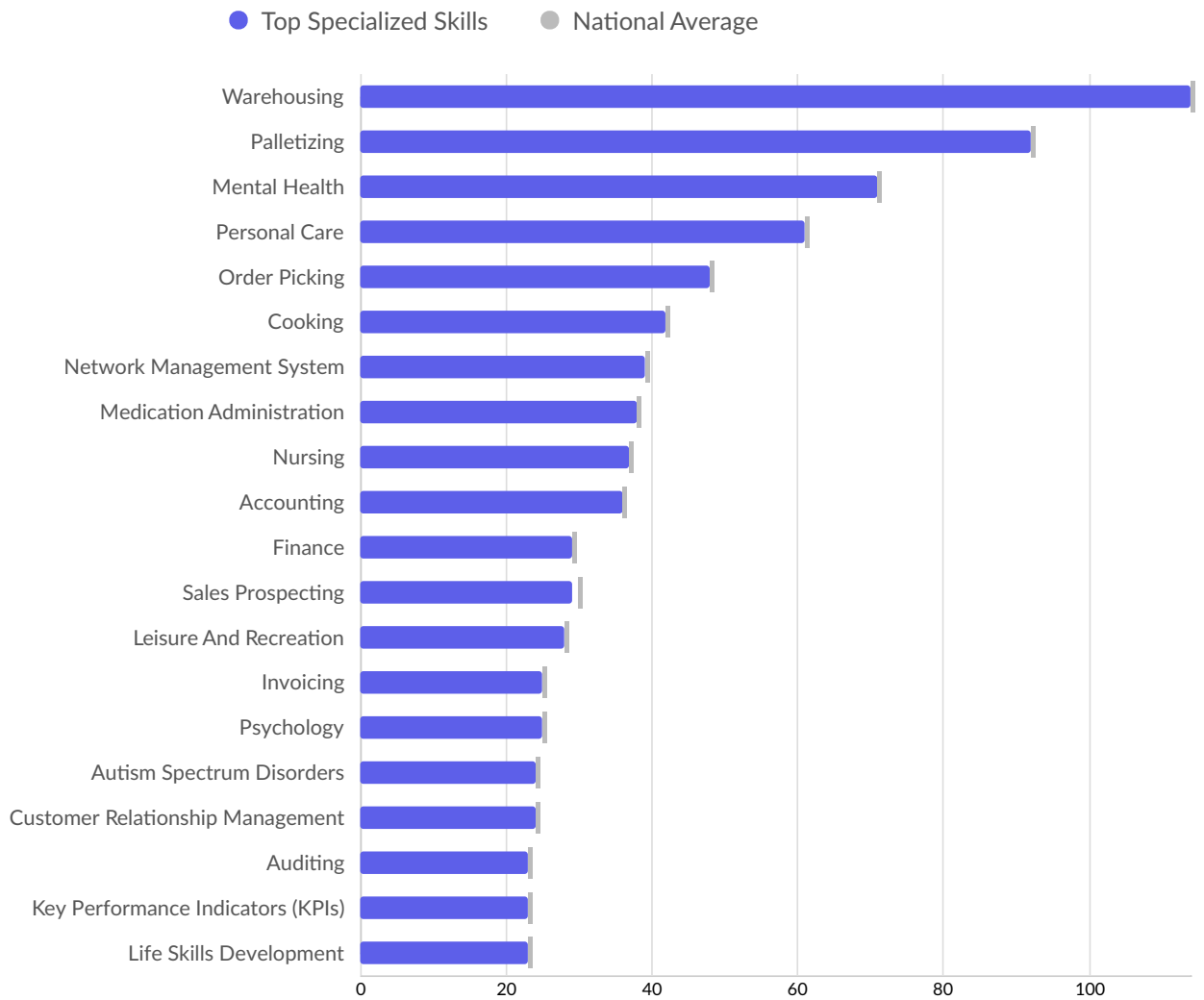
County/Unitary Authority	Total/Unique (Mar 2021 - Feb 2023)	Posting Intensity	Median Posting Duration
Cheshire West and Chester	2,988 / 1,214	2 : 1 	33 days

Top Gov't Office Regions Posting

Gov't Office Region	Total/Unique (Mar 2021 - Feb 2023)	Posting Intensity	Median Posting Duration
North West	2,988 / 1,214	2 : 1 	33 days

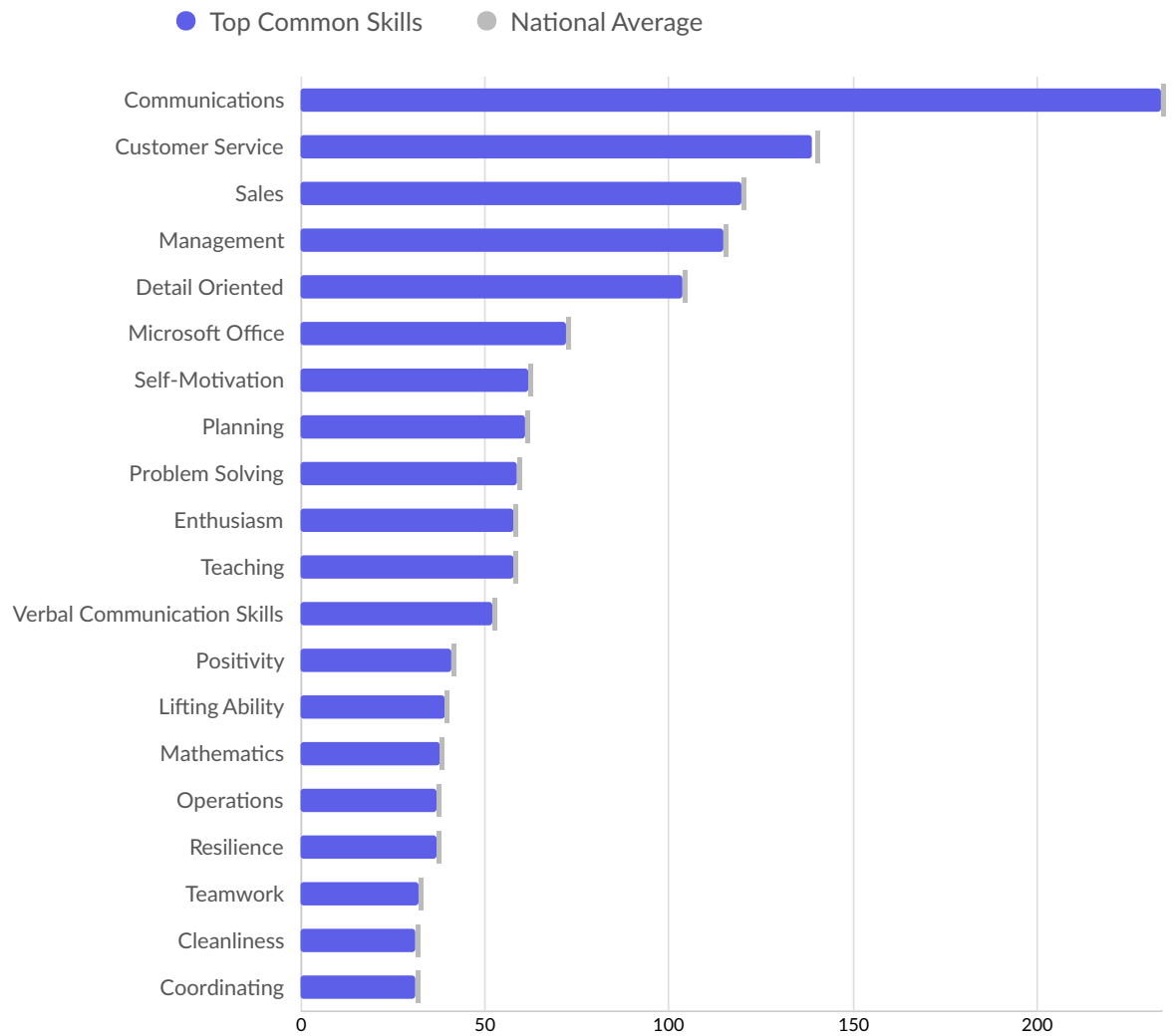
Top Countries Posting

Country	Total/Unique (Mar 2021 - Feb 2023)	Posting Intensity	Median Posting Duration
England	2,988 / 1,214	2 : 1 	33 days



Top Specialized Skills	Unique Postings	National Average
Warehousing	114	114
Palletizing	92	92
Mental Health	71	71
Personal Care	61	61
Order Picking	48	48
Cooking	42	42
Network Management System	39	39
Medication Administration	38	38
Nursing	37	37
Accounting	36	36
Finance	29	29
Sales Prospecting	29	30
Leisure And Recreation	28	28

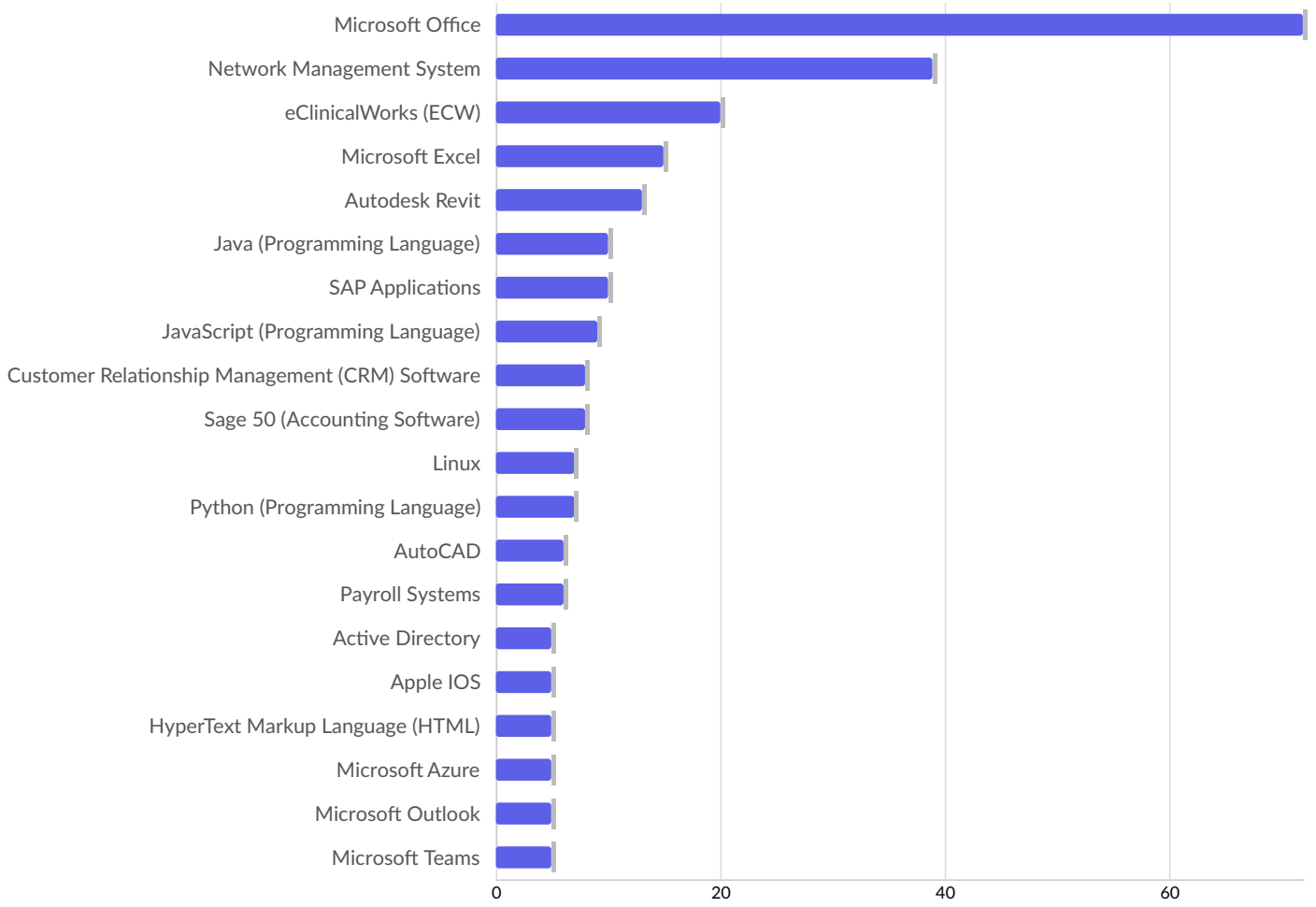
Invoicing	25	25
Psychology	25	25
Autism Spectrum Disorders	24	24
Customer Relationship Management	24	24
Auditing	23	23
Key Performance Indicators (KPIs)	23	23
Life Skills Development	23	23



Top Common Skills	Unique Postings	National Average
Communications	234	234
Customer Service	139	140
Sales	120	120
Management	115	115
Detail Oriented	104	104
Microsoft Office	72	72
Self-Motivation	62	62
Planning	61	61
Problem Solving	59	59
Enthusiasm	58	58
Teaching	58	58
Verbal Communication Skills	52	52
Positivity	41	41

Lifting Ability	39	39
Mathematics	38	38
Operations	37	37
Resilience	37	37
Teamwork	32	32
Cleanliness	31	31
Coordinating	31	31

● Top Software Skills ● National Average



Top Software Skills	Unique Postings	National Average
Microsoft Office	72	72
Network Management System	39	39
eClinicalWorks (ECW)	20	20
Microsoft Excel	15	15
Autodesk Revit	13	13
Java (Programming Language)	10	10
SAP Applications	10	10
JavaScript (Programming Language)	9	9
Customer Relationship Management (CRM) Software	8	8
Sage 50 (Accounting Software)	8	8
Linux	7	7
Python (Programming Language)	7	7

AutoCAD	6	6
Payroll Systems	6	6
Active Directory	5	5
Apple IOS	5	5
HyperText Markup Language (HTML)	5	5
Microsoft Azure	5	5
Microsoft Outlook	5	5
Microsoft Teams	5	5

Top Certifications

	Postings with Certification
Association Of Chartered Certified Accountants	1
Association Of Proposal Management Professionals (APMP) Certification	1
Basic Life Support (BLS) Certification	1
Board Certified/Board Eligible	1
Cardiopulmonary Resuscitation (CPR) Certification	1
Certificate In English Language Teaching To Adults (CELTA)	1
Certified Information Privacy Professional	1
Certified Internet Webmaster	6
Certified Quality Auditor	1
Certified Quality Engineer	1
Certified Scrum Product Owner	1
Chartered Institute Of Management Accountants (CIMA)	1
CIPD Level 7	1
Cisco Certified Network Associate	2
CompTIA A+	7
CompTIA Certification	3
CompTIA Cloud+	1
CompTIA Cybersecurity Analyst (CySA+)	2
CompTIA IT Fundamentals (ITF+)	2
CompTIA Linux+	3
CompTIA Network+	7
CompTIA Security+	4
CompTIA Server+	1
Core Domestic Gas Safety (CCN1)	4
CSCS Card	13
First Aid Certification	2
Functional Skills Qualification	19
Fundamental Payroll Certification (FPC)	1

Licensed Practical Nurse (LPN)	2
Master Of Business Administration (MBA)	1
Nurse Practitioner (APRN-CNP)	2
Oracle Certified Associate (OCA)	2
Personal Trainer Certification	1
Post Graduate Certificate In Education (PGCE)	14
PRINCE2 (PProjects IN Controlled Environments 2)	1
Product Certification	1
Professional in Human Resources	1
Registered Nurse (RN)	16
Security Clearance	2
Six Sigma Black Belt	1
Valid Driver's License	16

Top Companies Posting

Company	Total/Unique (Mar 2021 - Feb 2023)	Posting Intensity	Median Posting Duration
ALDI	123 / 55	2 : 1	46 days
Care In Mind	307 / 37	8 : 1	36 days
Macdonald Hotels & Resorts	105 / 35	3 : 1	38 days
NHS	76 / 27	3 : 1	32 days
Excell Supply Ltd	33 / 25	1 : 1	39 days
Driver Express	24 / 23	1 : 1	n/a
Search Consultancy	50 / 22	2 : 1	28 days
Russell Taylor	40 / 21	2 : 1	35 days
Achieve Together	48 / 19	3 : 1	32 days
Bee Recruitment	23 / 15	2 : 1	37 days
Stange Company	17 / 15	1 : 1	33 days
Cheshire Wellness	23 / 14	2 : 1	34 days
Amazon	28 / 13	2 : 1	26 days
Newcross Healthcare Solutions	28 / 12	2 : 1	25 days
Rise Technical Recruitment Ltd	52 / 12	4 : 1	21 days
Cheshire West And Chester Council	15 / 10	2 : 1	14 days
Randstad	20 / 10	2 : 1	17 days
Aldium Insurance Services Ltd	9 / 9	1 : 1	21 days
Barclays	13 / 9	1 : 1	17 days
Reed	21 / 9	2 : 1	57 days
The Ship	11 / 9	1 : 1	37 days
Vital People	22 / 9	2 : 1	31 days
Adecco	25 / 8	3 : 1	33 days
Hr Go Plc	10 / 8	1 : 1	40 days
Lavoro Care	14 / 8	2 : 1	32 days
Walgreens Boots Alliance	8 / 7	1 : 1	10 days

Age Uk	24 / 6	4 : 1		24 days
Amg Nursing And Care Services	8 / 6	1 : 1		33 days
Busy Bees	16 / 6	3 : 1		17 days
Hays	11 / 6	2 : 1		31 days
Home Care Company	20 / 6	3 : 1		60 days
Phoenix Care Staff Limited	12 / 6	2 : 1		34 days
Brio Leisure	6 / 5	1 : 1		52 days
Cdi Anderselite	8 / 5	2 : 1		44 days
CommScope	9 / 5	2 : 1		44 days
Community Case Management Services Limited	8 / 5	2 : 1		35 days
Elephant Collective	5 / 5	1 : 1		36 days
Howdens	6 / 5	1 : 1		23 days
Neston High School	6 / 5	1 : 1		27 days
Nurseplus	10 / 5	2 : 1		16 days
Service Care Solutions	7 / 5	1 : 1		50 days
Simpson Judge Ltd	27 / 5	5 : 1		n/a
The Business Connection	13 / 5	3 : 1		48 days
Alina Homecare	5 / 4	1 : 1		28 days
Altus Safety	7 / 4	2 : 1		36 days
Avon Group	9 / 4	2 : 1		n/a
Brunning And Price Ltd	5 / 4	1 : 1		33 days
Greene King	5 / 4	1 : 1		n/a
HF Trust, LTD.	4 / 4	1 : 1		37 days
Hydes Brewery Ltd	6 / 4	2 : 1		26 days

Top Posted Occupations

Occupation	Total/Unique (Mar 2021 - Feb 2023)	Posting Intensity	Median Posting Duration
Caregiver / Personal Care Aide	313 / 112	3 : 1 	36 days
Registered General Nurse (RGN)	534 / 65	8 : 1 	48 days
Chef	93 / 57	2 : 1 	32 days
Labourer / Material Handler	86 / 45	2 : 1 	41 days
Care assistant	82 / 39	2 : 1 	31 days
General cleaner	75 / 39	2 : 1 	30 days
Office / Administrative Assistant	52 / 37	1 : 1 	40 days
Account Manager / Representative	54 / 33	2 : 1 	35 days
Recruiter	64 / 31	2 : 1 	41 days
Nursing Assistant / Healthcare Assistant	185 / 28	7 : 1 	18 days
Delivery Driver	57 / 26	2 : 1 	20 days
Retail Sales Associate	79 / 25	3 : 1 	18 days
Teaching Assistant	30 / 21	1 : 1 	39 days
Customer Service Representative	43 / 21	2 : 1 	22 days
Warehouse / Inventory Associate	61 / 16	4 : 1 	39 days
Order Processor / Order Entry Clerk	18 / 14	1 : 1 	35 days
Production Worker	28 / 14	2 : 1 	33 days
Sales Manager	22 / 13	2 : 1 	34 days
Receptionist	25 / 13	2 : 1 	24 days
Project Manager	23 / 12	2 : 1 	35 days
Healthcare Manager	38 / 11	3 : 1 	35 days
Software Developer / Engineer	16 / 11	1 : 1 	19 days
Retail Store Manager / Supervisor	27 / 11	2 : 1 	51 days
Bookkeeper / Accounting Clerk	31 / 11	3 : 1 	21 days
Painter	27 / 10	3 : 1 	28 days
Nursery nurses, assistants and playworkers	23 / 9	3 : 1 	38 days

Pharmacist	14 / 9	2 : 1		26 days
Sales Assistant	16 / 9	2 : 1		46 days
Senior Administrator	14 / 9	2 : 1		60 days
Credit Analyst / Authoriser	24 / 8	3 : 1		17 days
Computer Support Specialist	16 / 8	2 : 1		52 days
Food Service Team Member	14 / 8	2 : 1		43 days
Primary and Secondary School Headteacher	11 / 7	2 : 1		25 days
Human Resources / Labour Relations Specialist	6 / 6	1 : 1		20 days
Event Specialist	18 / 6	3 : 1		42 days
Primary School Teacher	11 / 6	2 : 1		31 days
Art Teacher	9 / 6	2 : 1		27 days
Bartender	9 / 6	2 : 1		31 days
Personal Trainer / Fitness Instructor	11 / 6	2 : 1		19 days
Real Estate Agent / Broker	10 / 6	2 : 1		46 days
Automotive Service Technician / Mechanic	15 / 6	3 : 1		21 days
HGV / LGV Class 2 Driver	10 / 6	2 : 1		18 days
Van / Taxi / Shuttle Driver	16 / 6	3 : 1		n/a
Contract Administrator / Manager	7 / 5	1 : 1		19 days
Financial Analyst	6 / 5	1 : 1		53 days
CAD Designer / Draughtsperson/Draughtsman	19 / 5	4 : 1		8 days
Secondary School Teacher	6 / 5	1 : 1		27 days
Health Technician / Technologist (Other)	6 / 5	1 : 1		51 days
Quality Inspector / Technician	13 / 5	3 : 1		n/a
HGV / LGV Class 1 Driver	12 / 5	2 : 1		15 days

Top Posted Job Titles

Job Title	Total/Unique (Mar 2021 - Feb 2023)	Posting Intensity	Median Posting Duration
Support Workers	301 / 105	3 : 1 	36 days
Staff Nurses	268 / 28	10 : 1 	51 days
Night Nurses	235 / 26	9 : 1 	42 days
Warehouse Operatives	76 / 24	3 : 1 	39 days
Chefs De Partie	31 / 19	2 : 1 	32 days
Care Assistants	39 / 18	2 : 1 	26 days
Cleaners	31 / 18	2 : 1 	17 days
Trainee Recruitment Consultants	36 / 18	2 : 1 	47 days
Health Care Assistants	34 / 16	2 : 1 	18 days
Sous Chefs	24 / 16	2 : 1 	31 days
Order Pickers	19 / 14	1 : 1 	35 days
Account Handlers	19 / 12	2 : 1 	37 days
Administrators	13 / 9	1 : 1 	46 days
IFA Administrators	11 / 9	1 : 1 	22 days
Apprentices	8 / 8	1 : 1 	38 days
Fixed Asset Managers	31 / 8	4 : 1 	39 days
Store Assistants	34 / 8	4 : 1 	24 days
Teaching Assistants	13 / 8	2 : 1 	46 days
Warehouse Selectors	11 / 8	1 : 1 	22 days
Cover Supervisors	11 / 7	2 : 1 	39 days
Delivery Drivers	10 / 7	1 : 1 	16 days
Graduate Recruitment Consultants	15 / 7	2 : 1 	47 days
Logistics Assistants	11 / 7	2 : 1 	25 days
Package Delivery Drivers	7 / 7	1 : 1 	n/a
Painters	18 / 7	3 : 1 	21 days
Registered Managers	30 / 7	4 : 1 	35 days

Station Operators	14 / 7	2 : 1		21 days
Chef Apprentices	9 / 6	2 : 1		16 days
Delivery Partners	6 / 6	1 : 1		n/a
Head Chefs	8 / 6	1 : 1		32 days
Kitchen Porters	11 / 6	2 : 1		43 days
Project Coordinators	11 / 6	2 : 1		44 days
Store Managers	22 / 6	4 : 1		51 days
Warehouse Assistants	10 / 6	2 : 1		27 days
Art Teachers	8 / 5	2 : 1		27 days
Avon Sales Representatives	10 / 5	2 : 1		n/a
Caretakers	6 / 5	1 : 1		18 days
Chefs	14 / 5	3 : 1		31 days
Deputy Managers	9 / 5	2 : 1		51 days
Estate Agents	8 / 5	2 : 1		46 days
HGV Class 1 Drivers	12 / 5	2 : 1		15 days
Handymen	17 / 5	3 : 1		19 days
Healthcare Workers	139 / 5	28 : 1		n/a
Holiday Associates	10 / 5	2 : 1		34 days
Paraplanners	6 / 5	1 : 1		53 days
Pharmacy Supervisors	6 / 5	1 : 1		53 days
Retail Clerks	24 / 5	5 : 1		n/a
Selectors	13 / 5	3 : 1		n/a
Software Engineers	7 / 5	1 : 1		11 days
Assistant Accounts Managers	6 / 4	2 : 1		60 days

Top Industries

	Total/Unique (Mar 2021 - Feb 2023)	Posting Intensity	Median Posting Duration
Employment Activities	530 / 266	2 : 1	34 days
Retail Trade, Except of Motor Vehicles and Motorcycles	155 / 79	2 : 1	20 days
Human Health Activities	389 / 70	6 : 1	34 days
Accommodation	125 / 52	2 : 1	38 days
Residential Care Activities	101 / 45	2 : 1	32 days
Education	59 / 24	2 : 1	27 days
Food and Beverage Service Activities	30 / 22	1 : 1	36 days
Warehousing and Support Activities for Transportation	45 / 19	2 : 1	26 days
Real Estate Activities	33 / 19	2 : 1	37 days
Activities of Head Offices; Management Consultancy Activities	33 / 18	2 : 1	33 days
Specialised Construction Activities	26 / 17	2 : 1	31 days
Financial Service Activities, Except Insurance and Pension Funding	23 / 16	1 : 1	19 days
Public Administration and Defence; Compulsory Social Security	19 / 14	1 : 1	14 days
Social Work Activities Without Accommodation	38 / 14	3 : 1	28 days
Wholesale Trade, Except of Motor Vehicles and Motorcycles	15 / 10	2 : 1	44 days
Insurance, Reinsurance and Pension Funding, Except Compulsory Social Security	9 / 9	1 : 1	21 days
Other Professional, Scientific and Technical Activities	11 / 8	1 : 1	35 days
Other Personal Service Activities	12 / 7	2 : 1	36 days
Architectural and Engineering Activities; Technical Testing and Analysis	14 / 6	2 : 1	48 days
Activities of Membership Organisations	6 / 6	1 : 1	41 days
Construction of Buildings	10 / 5	2 : 1	11 days
Telecommunications	9 / 5	2 : 1	44 days
Manufacture of Beverages	6 / 4	2 : 1	26 days
Wholesale and Retail Trade and Repair of Motor Vehicles and Motorcycles	7 / 4	2 : 1	24 days
Advertising and Market Research	4 / 3	1 : 1	33 days
Security and Investigation Activities	5 / 3	2 : 1	40 days
Creative, Arts and Entertainment Activities	3 / 3	1 : 1	29 days
Veterinary Activities	2 / 2	1 : 1	15 days

Travel Agency, Tour Operator and Other Reservation Service and Related Activities	6 / 2	3 : 1		9 days
Gambling and Betting Activities	11 / 2	6 : 1		n/a
Manufacture of Wood and of Products of Wood and Cork, Except Furniture; Manufacture of Articles of Straw and Plaiting Materials	1 / 1	1 : 1		22 days
Manufacture of Other Transport Equipment	1 / 1	1 : 1		54 days
Other Manufacturing	1 / 1	1 : 1		n/a
Electricity, Gas, Steam and Air Conditioning Supply	1 / 1	1 : 1		30 days
Civil Engineering	1 / 1	1 : 1		n/a
Postal and Courier Activities	20 / 1	20 : 1		n/a
Publishing Activities	1 / 1	1 : 1		60 days
Computer Programming, Consultancy and Related Activities	1 / 1	1 : 1		60 days
Legal and Accounting Activities	1 / 1	1 : 1		47 days
Rental and Leasing Activities	1 / 1	1 : 1		11 days
Services to Buildings and Landscape Activities	2 / 1	2 : 1		60 days
Office Administrative, Office Support and Other Business Support Activities	1 / 1	1 : 1		41 days

Top Posting Sources

Website	Postings on Website (Mar 2021 - Feb 2023)
reed.co.uk	233
dwp.gov.uk	207
cv-library.co.uk	140
indeed.com	137
careerbuilder.co.uk	129
fish4.co.uk	112
jobs4network.co.uk	71
starjobsearch.co.uk	64
jobmedic.co.uk	63
simplyhired.co.uk	60
leisurejobs.com	59
jobisjob.co.uk	58
independent.co.uk	28
jobrapido.com	26
gumtree.com	23
joblift.co.uk	22
constructionjobs.co.uk	21
careerjet.co.uk	19
jora.com	19
findapprenticeship.service.gov.uk	18
jobs.nhs.uk	18
britishjobs.co.uk	14
e4s.co.uk	14
hrgo.co.uk	13
thebigjobsite.com	12
search.co.uk	11
monster.co.uk	9

jobserve.com	8
newcrosshealthcare.com	8
theguardian.com	8
cheshirewestandchester.gov.uk	7
boots.jobs	6
engineeringjobs.co.uk	6
adecco.co.uk	5
healthjobsuk.com	5
risetechnical.co.uk	5
searchukjobs.com	5
technojobs.co.uk	5
workingmums.co.uk	5
anderselite.com	4
greeneking.co.uk	4
prospects.ac.uk	4
prsjobs.com	4
allthetopbananas.com	3
barzone.co.uk	3
bluearrow.co.uk	3
dayforcehcm.com	3
financialrecruitment.biz	3
hft.org.uk	3
hireonline.co.uk	3

● Top Skill Subcategories ● National Average

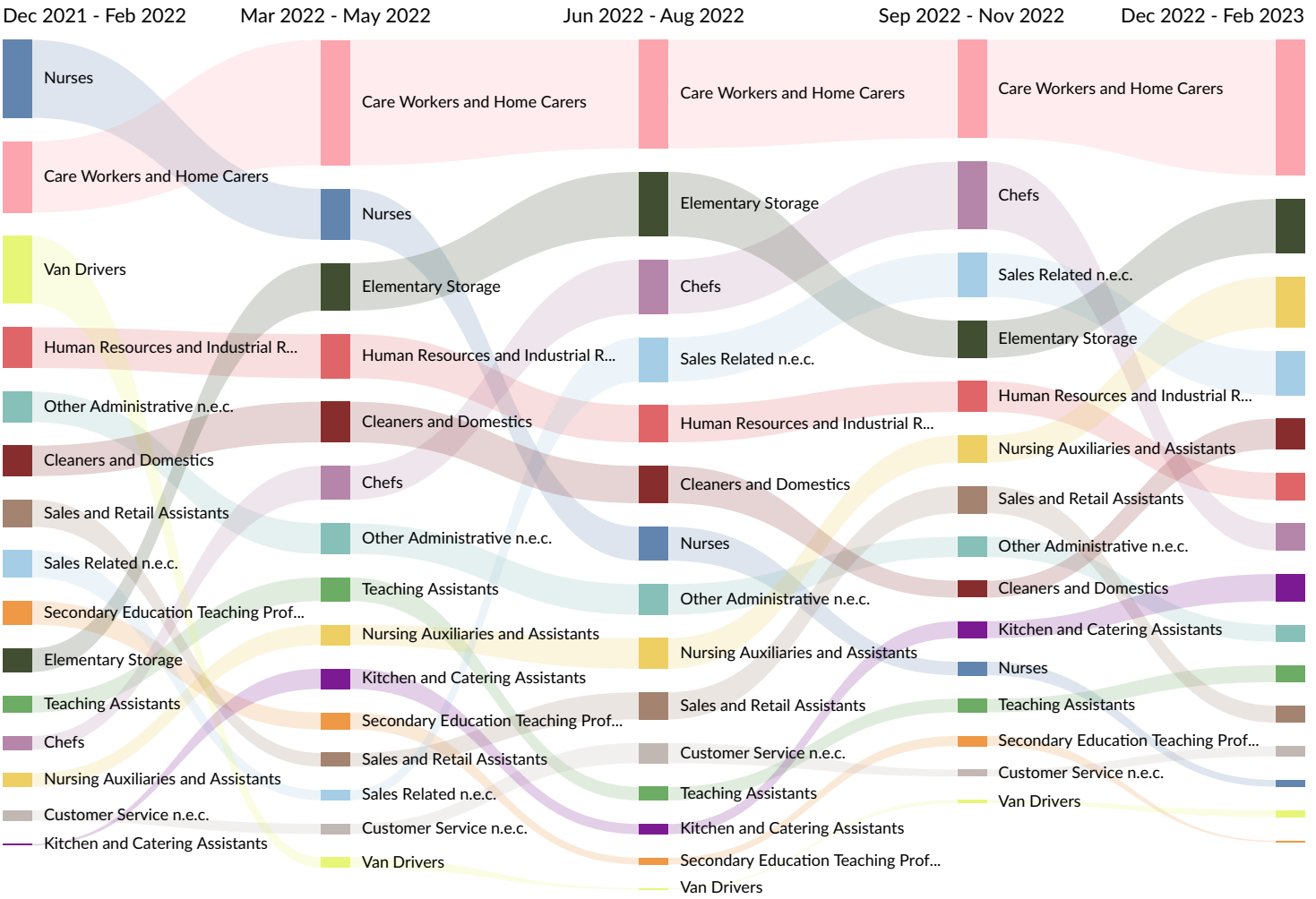


Top Skill Subcategories	Unique Postings	National Average
Communication	314	314
Personal Attributes	298	298
Initiative and Leadership	226	226
Customer Service	162	162
Inventory and Warehousing	157	157
General Sales Practices	132	132
Business Management	119	119
Office and Productivity Equipment and Technology	92	92
Writing and Editing	90	90
Teaching	89	89
Critical Thinking and Problem Solving	87	87
Social Skills	87	87
Food and Beverage	83	83
Home Health Care and Assisted Living		
Nursing and Patient Care		
General Medicine		
Business Operations		
Physical Abilities		
Cleaning and Janitorial Services		
Occupational Health and Safety		

Home Health Care and Assisted Living	82	82
Nursing and Patient Care	81	81
General Medicine	79	79
Business Operations	61	61
Physical Abilities	53	53
Cleaning and Janitorial Services	51	51
Occupational Health and Safety	51	51

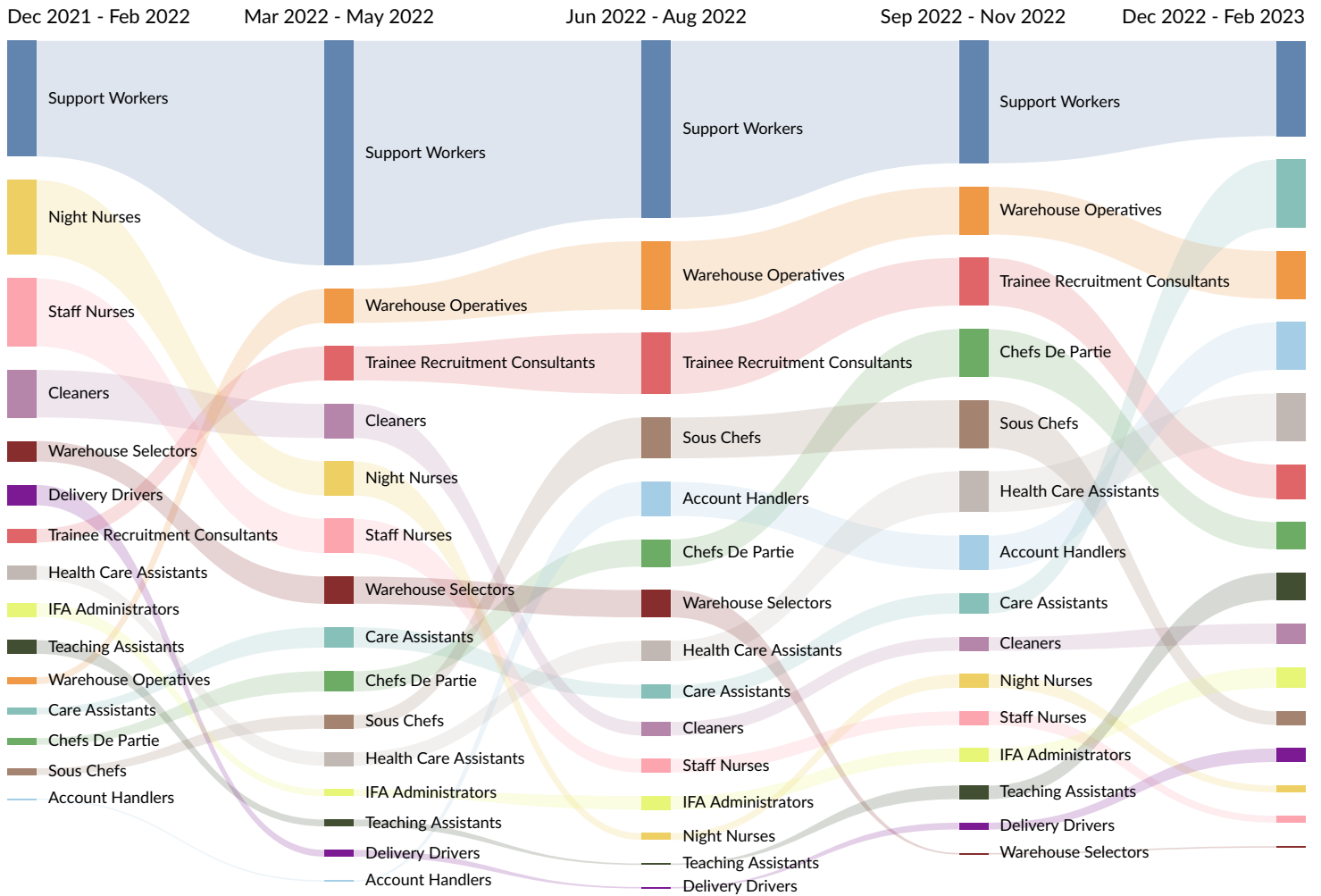
Occupation Trends in Job Postings by Quarter

The chart below captures the postings trend for the top 15 occupations posted for based on your filters.



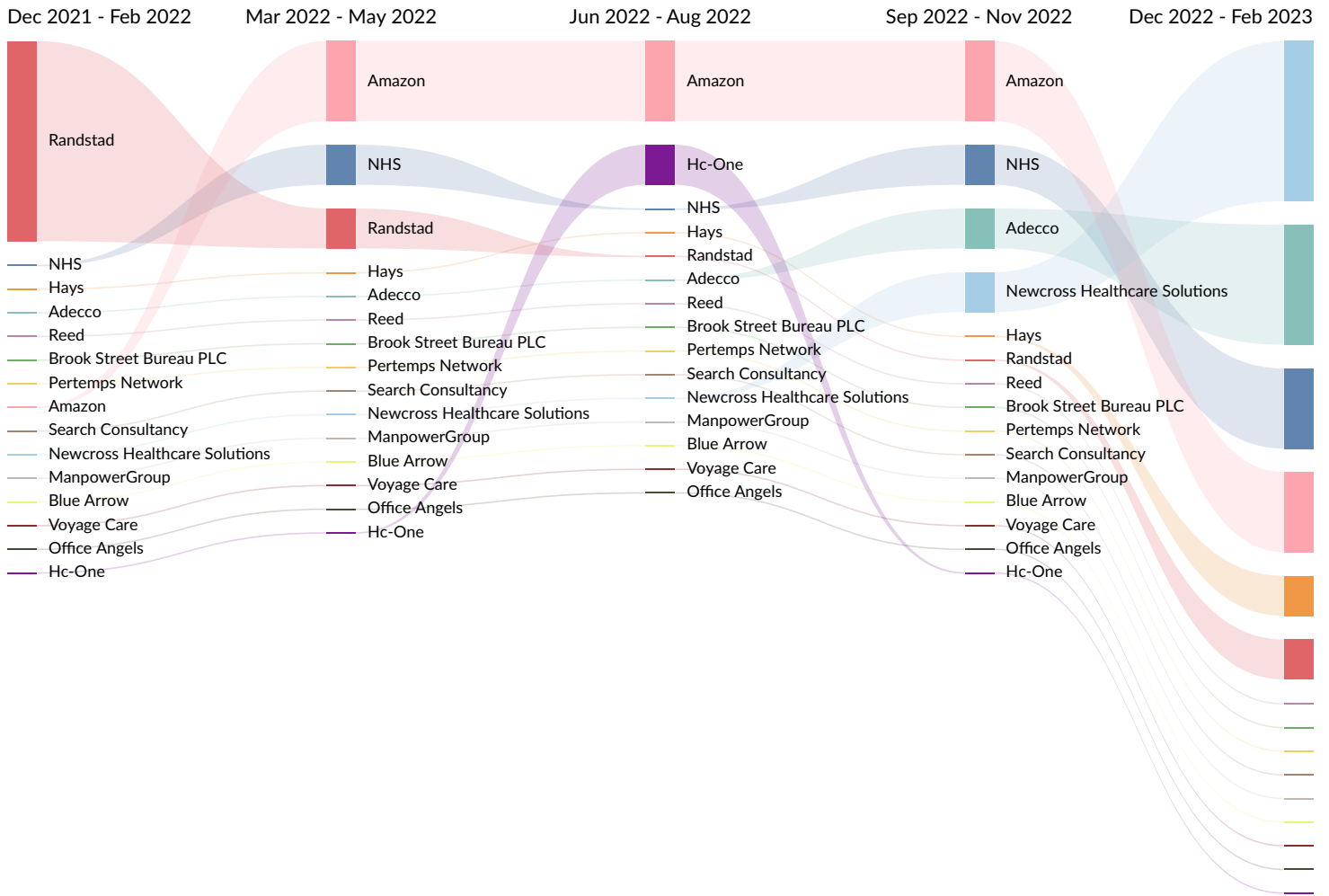
Job Title Trends in Job Postings by Quarter

The chart below captures the postings trend for the top 15 job titles posted for based on your filters.



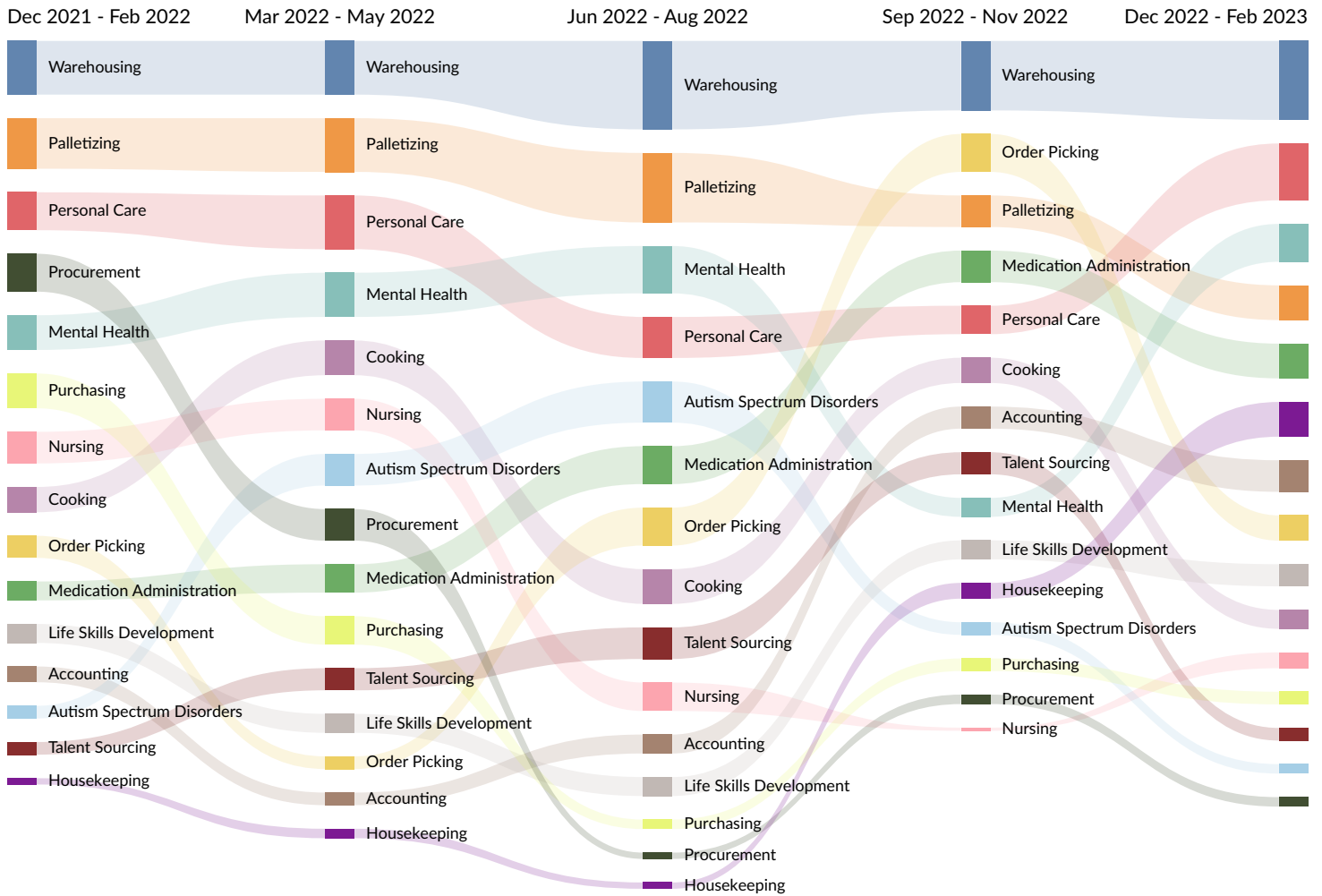
Company Trends in Job Postings by Quarter

The chart below captures the postings trend for the top 15 companies posted for based on your filters.



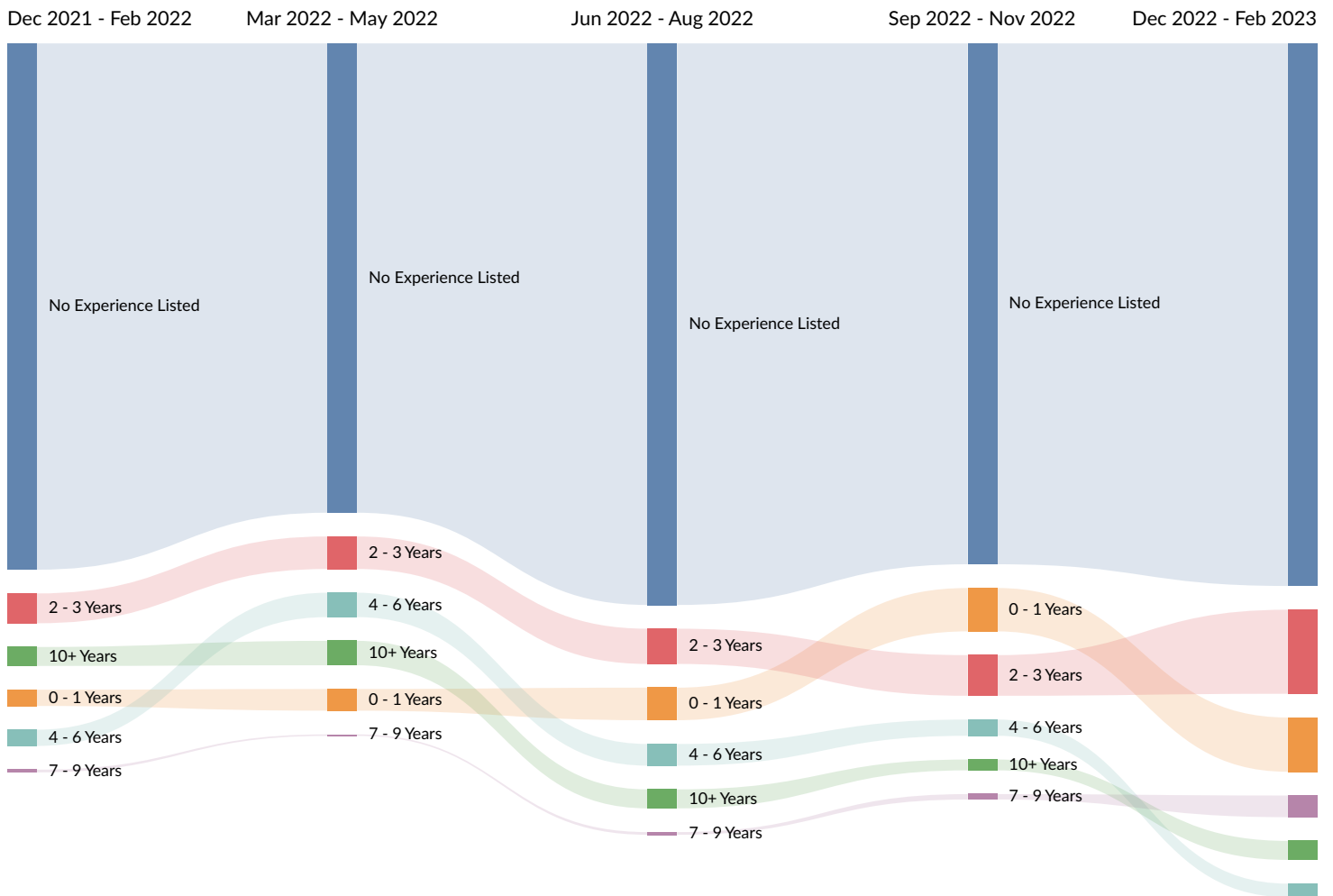
Skill Trends in Job Postings by Quarter

The chart below captures the postings trend for the top 15 skills posted for based on your filters.



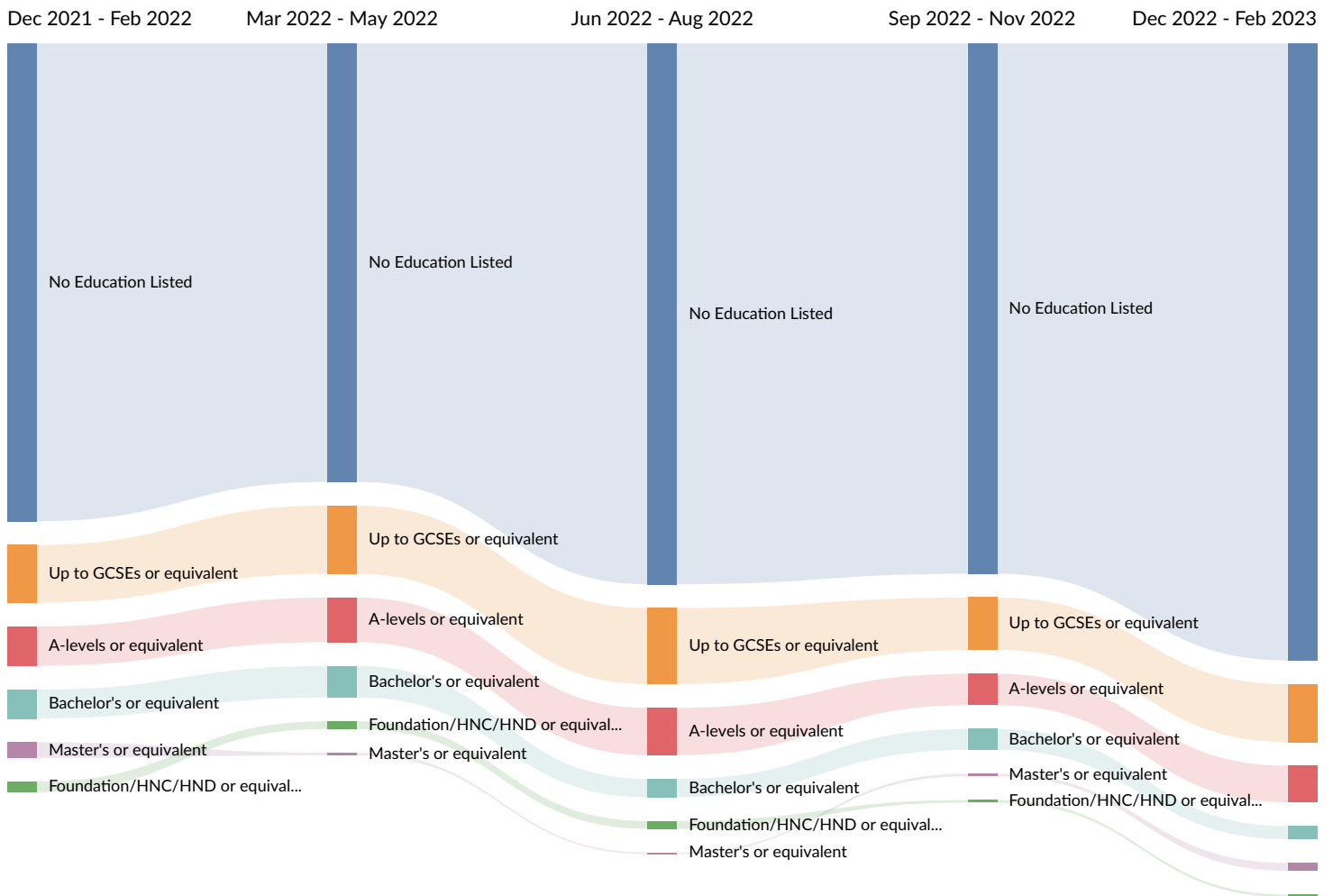
Minimum Experience Requirement Trends in Job Postings by Quarter

The chart below captures the trend for the experience requirements by quarter shown in postings in your region based on your filters.



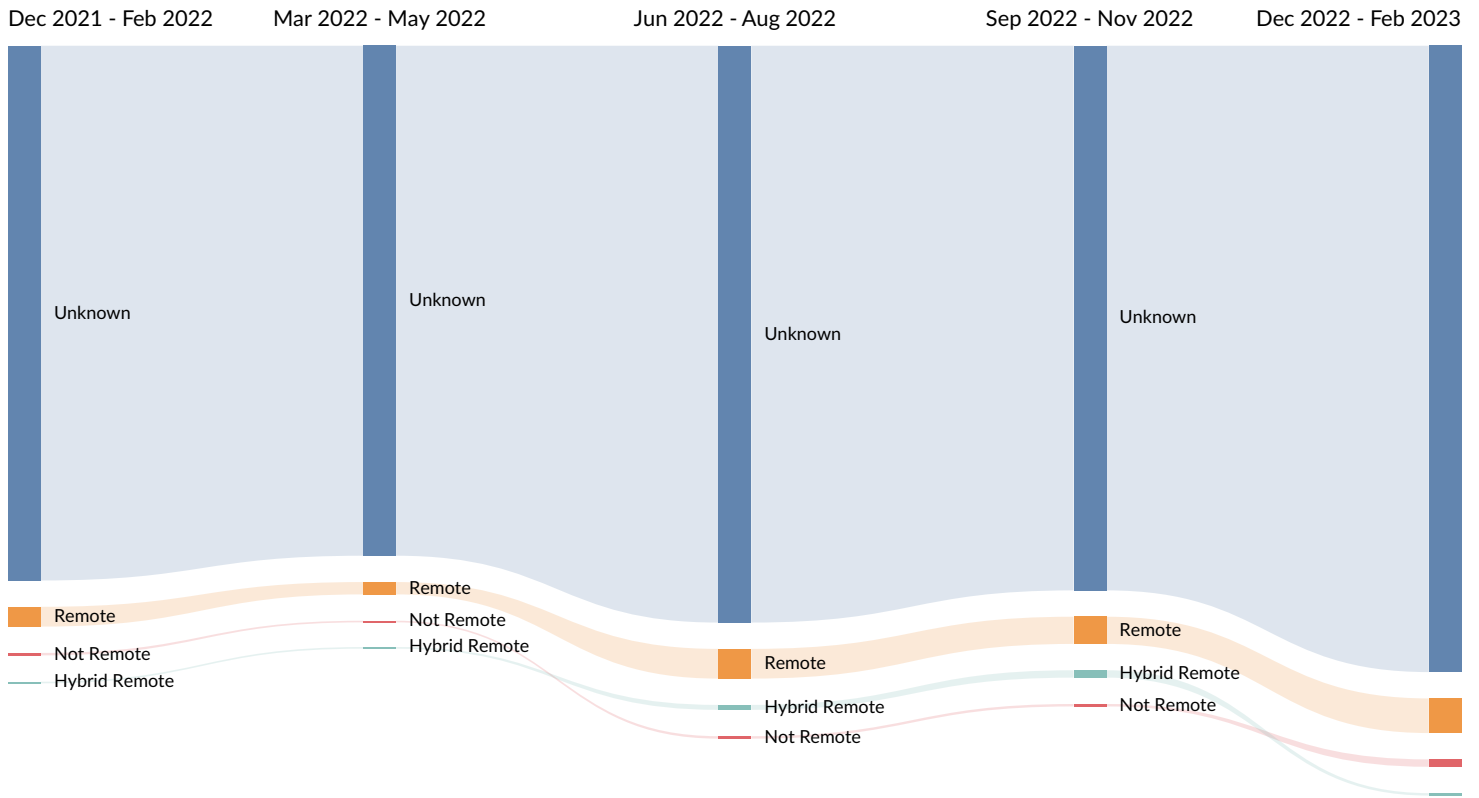
Educational Requirement Trends in Job Postings by Quarter

The chart below captures the quarterly trend for the educational requirements shown in postings in your region based on your filters.

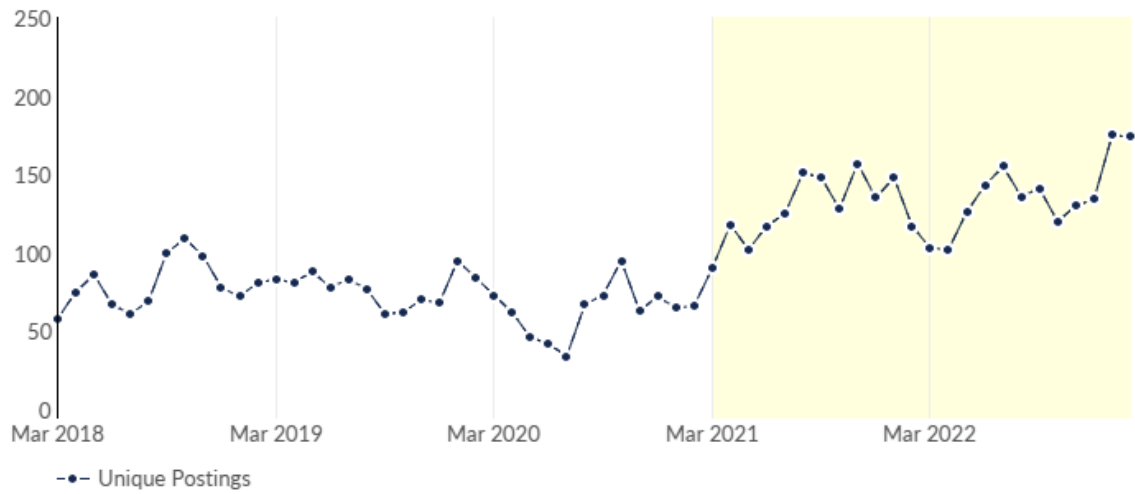


Remote Trends in Job Postings by Quarter

The chart below captures the remote posting trends based on your filters.

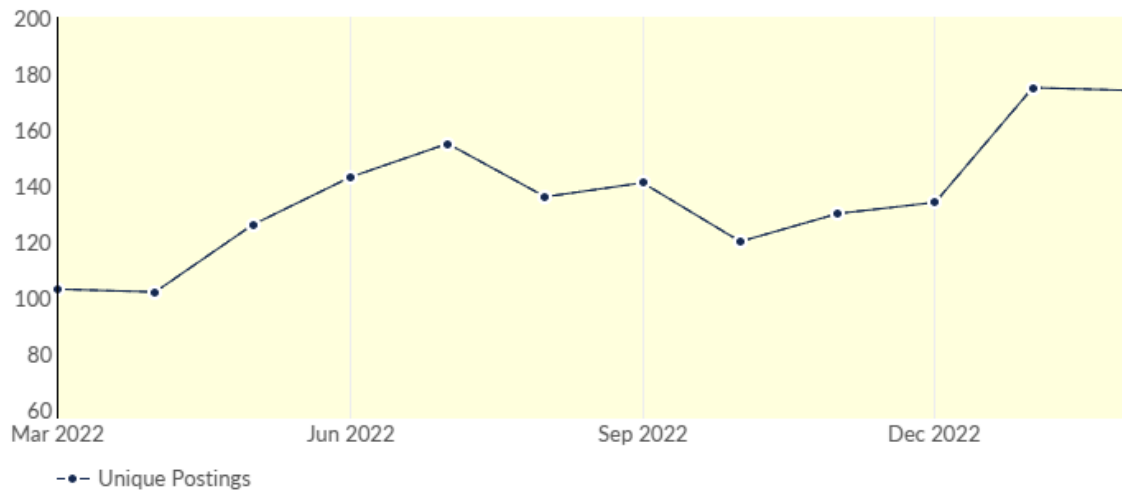


Unique Postings Trend



Month	Unique Postings	Posting Intensity
Feb 2023	174	3 : 1
Jan 2023	175	3 : 1
Dec 2022	134	3 : 1
Nov 2022	130	3 : 1
Oct 2022	120	3 : 1
Sep 2022	141	2 : 1
Aug 2022	136	2 : 1
Jul 2022	155	2 : 1
Jun 2022	143	2 : 1
May 2022	126	2 : 1
Apr 2022	102	2 : 1
Mar 2022	103	2 : 1

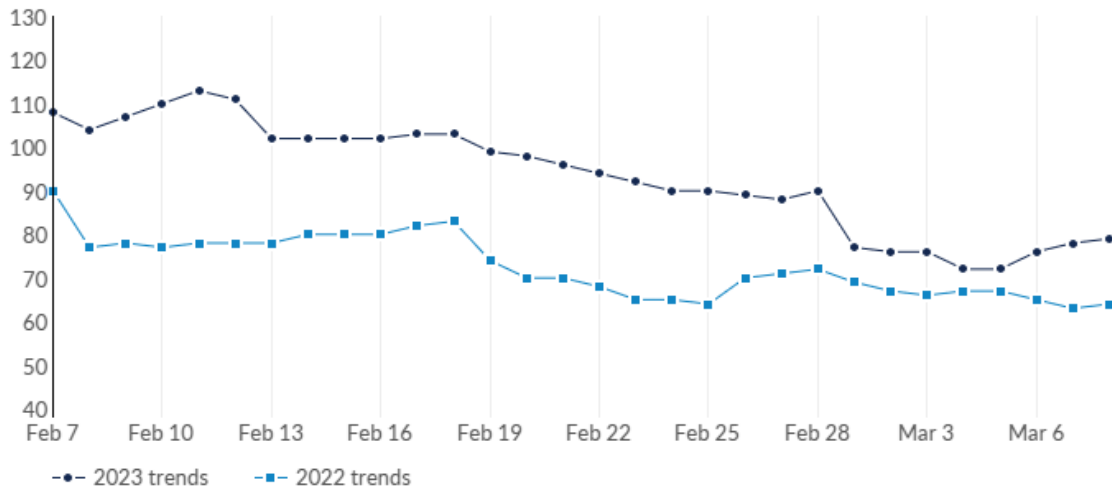
Unique Postings Trend



Month	Unique Postings	Posting Intensity
Feb 2023	174	3 : 1
Jan 2023	175	3 : 1
Dec 2022	134	3 : 1
Nov 2022	130	3 : 1
Oct 2022	120	3 : 1
Sep 2022	141	2 : 1
Aug 2022	136	2 : 1
Jul 2022	155	2 : 1
Jun 2022	143	2 : 1
May 2022	126	2 : 1
Apr 2022	102	2 : 1
Mar 2022	103	2 : 1

Unique Postings Trend

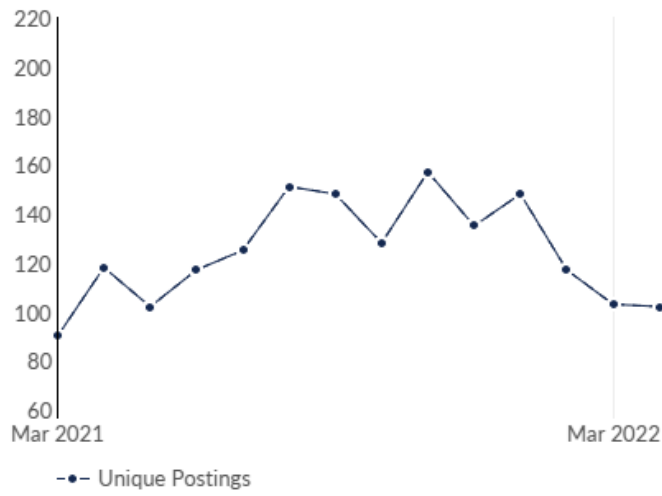
This view displays the most recent 30 days of job postings activity to show near-term trends. It does not reflect your timeframe.



Day	Unique Postings	Last Year's Unique Postings	% Change
February 7, 2023	108	90	+20.0%
February 8, 2023	104	77	+35.1%
February 9, 2023	107	78	+37.2%
February 10, 2023	110	77	+42.9%
February 11, 2023	113	78	+44.9%
February 12, 2023	111	78	+42.3%
February 13, 2023	102	78	+30.8%
February 14, 2023	102	80	+27.5%
February 15, 2023	102	80	+27.5%
February 16, 2023	102	80	+27.5%
February 17, 2023	103	82	+25.6%
February 18, 2023	103	83	+24.1%
February 19, 2023	99	74	+33.8%
February 20, 2023	98	70	+40.0%
February 21, 2023	96	70	+37.1%
February 22, 2023	94	68	+38.2%
February 23, 2023	92	65	+41.5%
February 24, 2023	90	65	+38.5%

February 25, 2023	90	64	+40.6%
February 26, 2023	89	70	+27.1%
February 27, 2023	88	71	+23.9%
February 28, 2023	90	72	+25.0%
March 1, 2023	77	69	+11.6%
March 2, 2023	76	67	+13.4%
March 3, 2023	76	66	+15.2%
March 4, 2023	72	67	+7.5%
March 5, 2023	72	67	+7.5%
March 6, 2023	76	65	+16.9%
March 7, 2023	78	63	+23.8%
March 8, 2023	79	64	+23.4%

Unique Postings Trend



Month	Unique Postings	Posting Intensity
Feb 2023	174	3 : 1
Jan 2023	175	3 : 1
Dec 2022	134	3 : 1
Nov 2022	130	3 : 1
Oct 2022	120	3 : 1
Sep 2022	141	2 : 1
Aug 2022	136	2 : 1
Jul 2022	155	2 : 1
Jun 2022	143	2 : 1
May 2022	126	2 : 1
Apr 2022	102	2 : 1
Mar 2022	103	2 : 1

Appendix A - Data Sources and Calculations

Lightcast Job Postings

Job postings are collected from various sources and processed/enriched to provide information such as standardized company name, occupation, skills, and geography.