

# Report Builder

Lightcast Q2 2022 Data Set

March 2023

# Parameters

Select Timeframe: Mar 2021 - Feb 2023

:

## Description

Summary

Advertised Salary

Advertised Wage Trend

Regions

Skills

Certifications

Companies

## Description

Occupations

Job Titles

Industries

Posting Sources

Skill Subcategories

Trends

Timeseries

City:

## Description

Frodsham, Cheshire West and Chester

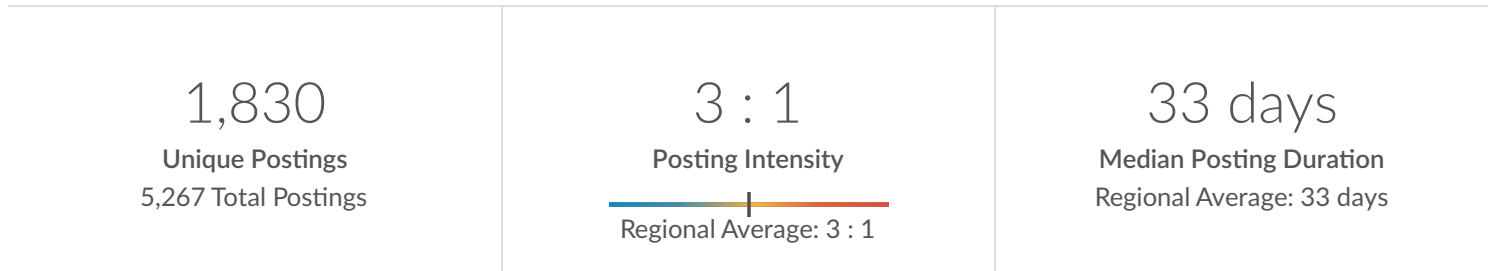
Minimum Experience Required: Any

Education Level: Any

Keyword Search:

Posting Type: Active Postings

## Job Postings Summary



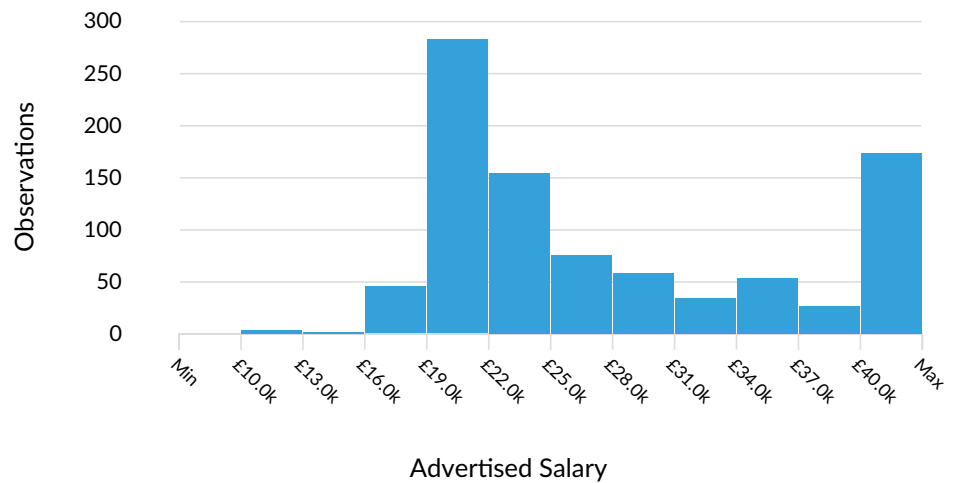
There were 5,267 total job postings for your selection from March 2021 to February 2023, of which 1,830 were unique. These numbers give us a Posting Intensity of 3-to-1, meaning that for every 3 postings there is 1 unique job posting.

This is close to the Posting Intensity for all other occupations and companies in the region (3-to-1), indicating that they are putting average effort toward hiring for this position.

## Advertised Salary

There are 904 advertised salary observations (49% of the 1,830 matching postings).

£23.9k  
Median Advertised Salary



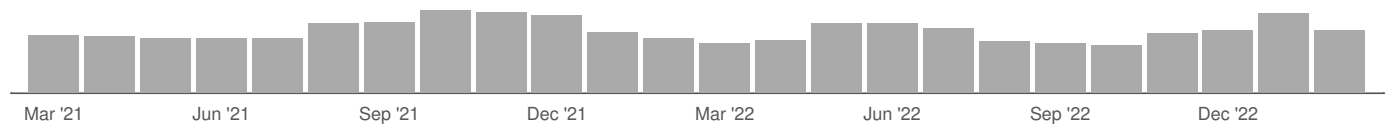
# Advertised Wage Trend

▲ 14.0% Mar 2021 - Feb 2023

£23.9k Median



905 Job Postings




## Top Cities Posting

City	Total/Unique (Mar 2021 - Feb 2023)	Posting Intensity	Median Posting Duration
Frodsham, Cheshire West and Chester	5,267 / 1,830	3 : 1	33 days

## Top Local Authorities Posting

Local Authority	Total/Unique (Mar 2021 - Feb 2023)	Posting Intensity	Median Posting Duration
Cheshire West and Chester	5,267 / 1,830	3 : 1	33 days


## Top County/Unitary Authorities Posting

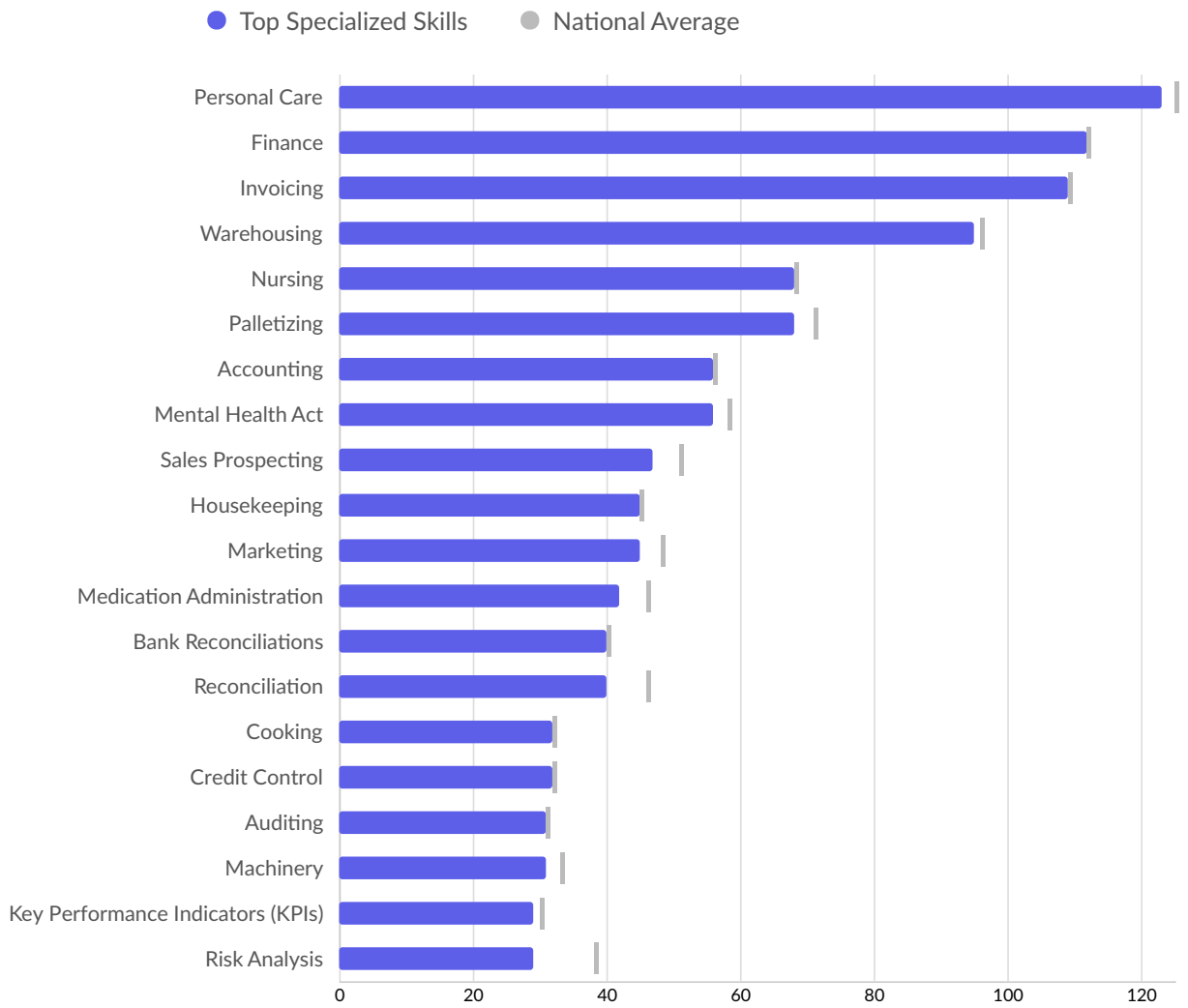
County/Unitary Authority	Total/Unique (Mar 2021 - Feb 2023)	Posting Intensity	Median Posting Duration
Cheshire West and Chester	5,267 / 1,830	3 : 1 	33 days

## Top Gov't Office Regions Posting

Gov't Office Region	Total/Unique (Mar 2021 - Feb 2023)	Posting Intensity	Median Posting Duration
North West	5,267 / 1,830	3 : 1 	33 days

## Top Countries Posting

Country	Total/Unique (Mar 2021 - Feb 2023)	Posting Intensity	Median Posting Duration
England	5,267 / 1,830	3 : 1 	33 days

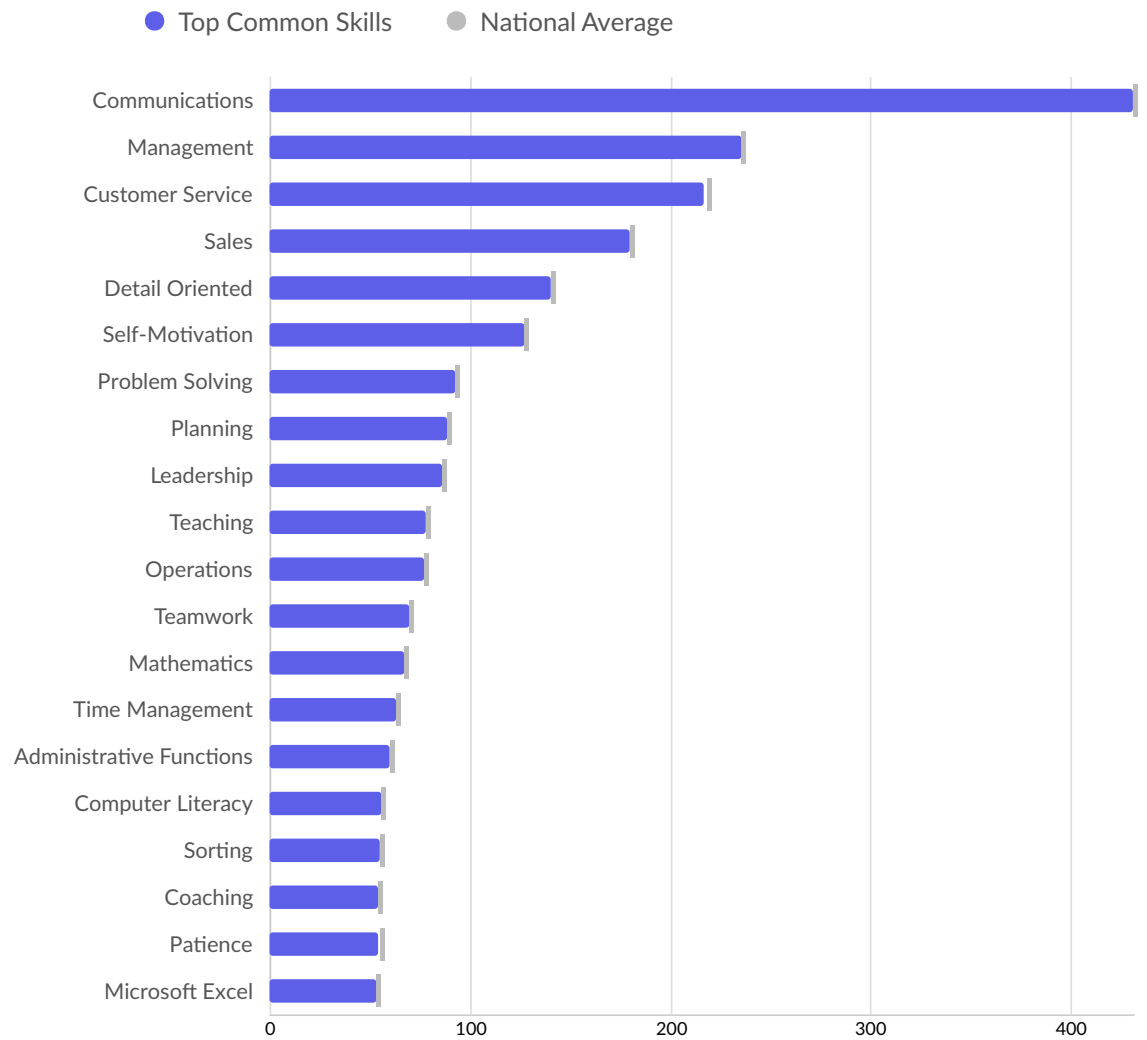


Top Specialized Skills	Unique Postings	National Average
Personal Care	123	125
Finance	112	112
Invoicing	109	109
Warehousing	95	96
Nursing	68	68
Palletizing	68	71
Accounting	56	56
Mental Health Act	56	58
Sales Prospecting	47	51
Housekeeping	45	45
Marketing	45	48
Medication Administration	42	46
Bank Reconciliations	40	40

---

---

Reconciliation	40	46
Cooking	32	32
Credit Control	32	32
Auditing	31	31
Machinery	31	33
Key Performance Indicators (KPIs)	29	30
Risk Analysis	29	38



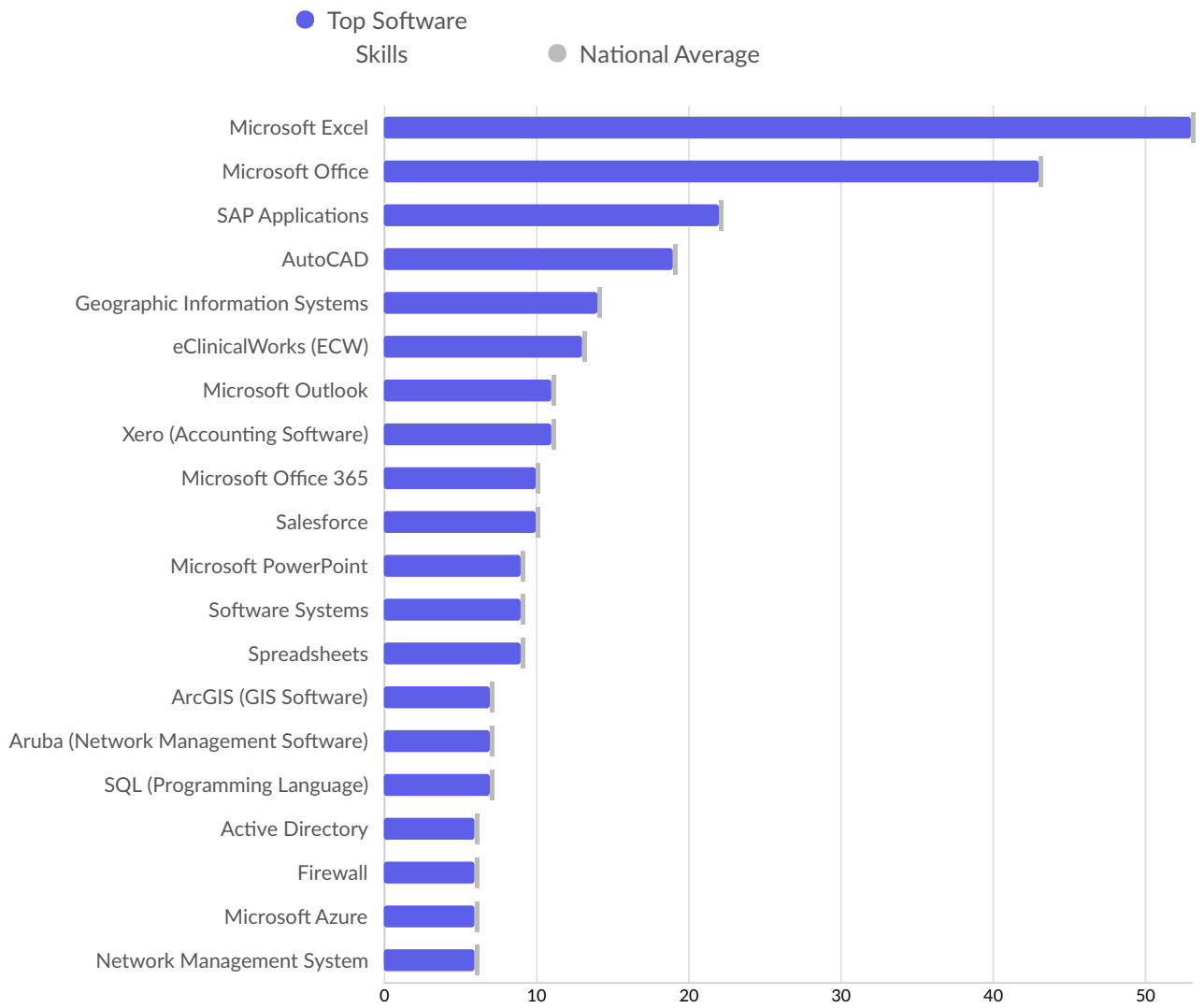
Top Common Skills	Unique Postings	National Average
Communications	431	431
Management	236	236
Customer Service	217	218
Sales	180	180
Detail Oriented	140	140
Self-Motivation	127	127
Problem Solving	93	93
Planning	89	89
Leadership	86	86
Teaching	78	78
Operations	77	77
Teamwork	70	70
Mathematics	67	67
Time Management		
Administrative Functions		
Computer Literacy		
Sorting		
Coaching		
Patience		
Microsoft Excel		



---

---

Time Management	63	63
Administrative Functions	60	60
Computer Literacy	56	56
Sorting	55	55
Coaching	54	54
Patience	54	55
Microsoft Excel	53	53










Top Software Skills	Unique Postings	National Average
Microsoft Excel	53	53
Microsoft Office	43	43
SAP Applications	22	22
AutoCAD	19	19
Geographic Information Systems	14	14
eClinicalWorks (ECW)	13	13
Microsoft Outlook	11	11
Xero (Accounting Software)	11	11
Microsoft Office 365	10	10
Salesforce	10	10
Microsoft PowerPoint	9	9
Software Systems	9	9
Spreadsheets	9	9
ArcGIS (GIS Software)	7	7
Aruba (Network Management Software)	7	7
SQL (Programming Language)	7	7
Active Directory	6	6
Firewall	6	6
Microsoft Azure	6	6
Network Management System	6	6

Spreadsheets	9	9
ArcGIS (GIS Software)	7	7
Aruba (Network Management Software)	7	7
SQL (Programming Language)	7	7
Active Directory	6	6
Firewall	6	6
Microsoft Azure	6	6
Network Management System	6	6

# Top Certifications

	Postings with Certification
Advanced Life Support	1
Association Of Chartered Certified Accountants	14
Certified International Property Specialist	2
Chartered Institute Of Management Accountants (CIMA)	9
CompTIA A+	2
CompTIA Certification	1
CompTIA Cybersecurity Analyst (CySA+)	1
CompTIA Network+	2
CompTIA Security+	1
Core Domestic Gas Safety (CCN1)	2
CSCS Card	10
First Aid Certification	1
Functional Skills Qualification	15
Licensed Practical Nurse (LPN)	2
Linux/GNU Certified Administrator	2
Master Of Business Administration (MBA)	1
Nurse Practitioner (APRN-CNP)	1
Personal Trainer Certification	1
Post Graduate Certificate In Education (PGCE)	15
PRINCE2 (PProjects IN Controlled Environments 2)	1
Product Certification	5
Registered Nurse (RN)	50
Security Clearance	2
Top Secret-Sensitive Compartmented Information (TS/SCI Clearance)	1
Valid Driver's License	20

# Top Companies Posting

Company	Total/Unique (Mar 2021 - Feb 2023)	Posting Intensity	Median Posting Duration
MHA	303 / 84	4 : 1 	40 days
Amazon	397 / 57	7 : 1 	16 days
NHS	249 / 37	7 : 1 	30 days
Methodist Homes	336 / 34	10 : 1 	41 days
Rsk (Uk) Limited	39 / 27	1 : 1 	18 days
Methodist Homes MHA	54 / 24	2 : 1 	40 days
Reed	36 / 22	2 : 1 	32 days
Chapel Fields Associates Limited	29 / 20	1 : 1 	60 days
Co-operative Group	40 / 19	2 : 1 	26 days
Cordant People	58 / 19	3 : 1 	14 days
Human Support International	59 / 16	4 : 1 	9 days
Academics	32 / 15	2 : 1 	32 days
City & County Healthcare Group	52 / 15	3 : 1 	20 days
Blue Arrow	26 / 14	2 : 1 	34 days
Icare Group	35 / 13	3 : 1 	30 days
Morrisons	27 / 13	2 : 1 	16 days
Simply Education	19 / 13	1 : 1 	50 days
Adecco	15 / 12	1 : 1 	15 days
Search Consultancy	23 / 11	2 : 1 	6 days
Teacheractive	14 / 11	1 : 1 	39 days
Community Windpower Ltd	12 / 10	1 : 1 	35 days
Goteq Solutions LTD	16 / 10	2 : 1 	18 days
Hays	18 / 10	2 : 1 	13 days
SRG Europe	25 / 10	3 : 1 	24 days
FIS	14 / 9	2 : 1 	16 days
Springcare	14 / 9	2 : 1 	n/a

Walgreens Boots Alliance	18 / 9	2 : 1		11 days
Appcast	40 / 8	5 : 1		19 days
Pertemps Network	16 / 8	2 : 1		31 days
Ashcroft Veterinary Surgery	12 / 7	2 : 1		23 days
Exclusive Education Ltd	12 / 7	2 : 1		34 days
Gascoigne Halman	12 / 7	2 : 1		32 days
Home Instead	11 / 7	2 : 1		24 days
Mortgage Advice Bureau	14 / 7	2 : 1		15 days
Resourcing Solutions	26 / 7	4 : 1		47 days
Aston & Jones LTD	9 / 6	2 : 1		40 days
Hamilton Mayday	25 / 6	4 : 1		21 days
Psr Solutions	18 / 6	3 : 1		34 days
Western Power Transmissions Limited	9 / 6	2 : 1		32 days
Your Housing Group	11 / 6	2 : 1		14 days
3 R Consulting Limited	6 / 5	1 : 1		50 days
Applegreen	5 / 5	1 : 1		60 days
Archangel Enterprises	10 / 5	2 : 1		16 days
Aspion	11 / 5	2 : 1		54 days
Bilfinger	16 / 5	3 : 1		42 days
Elite Search International	8 / 5	2 : 1		36 days
Exchange People Limited	5 / 5	1 : 1		32 days
Helsby High School	5 / 5	1 : 1		21 days
Imap Centre Limited	12 / 5	2 : 1		19 days
Roadchef	15 / 5	3 : 1		27 days

# Top Posted Occupations

























Occupation	Total/Unique (Mar 2021 - Feb 2023)	Posting Intensity	Median Posting Duration
Care assistant	707 / 160	4 : 1 	33 days
Registered General Nurse (RGN)	1,095 / 144	8 : 1 	42 days
Bookkeeper / Accounting Clerk	107 / 60	2 : 1 	36 days
Customer Service Representative	149 / 56	3 : 1 	27 days
Caregiver / Personal Care Aide	110 / 49	2 : 1 	31 days
Labourer / Material Handler	166 / 47	4 : 1 	13 days
Office / Administrative Assistant	66 / 44	2 : 1 	35 days
General cleaner	58 / 38	2 : 1 	34 days
Account Manager / Representative	96 / 37	3 : 1 	36 days
Production Worker	67 / 30	2 : 1 	32 days
Project Manager	45 / 26	2 : 1 	21 days
Real Estate Agent / Broker	82 / 26	3 : 1 	25 days
Nursing Assistant / Healthcare Assistant	65 / 25	3 : 1 	34 days
Lawyer	35 / 24	1 : 1 	33 days
Retail Sales Associate	84 / 24	4 : 1 	60 days
Primary School Teacher	41 / 23	2 : 1 	32 days
Maintenance Technician	41 / 23	2 : 1 	33 days
Warehouse / Inventory Associate	143 / 22	7 : 1 	20 days
Teaching Assistant	35 / 21	2 : 1 	38 days
Kitchen Staff	48 / 20	2 : 1 	39 days
Credit Analyst / Authoriser	48 / 19	3 : 1 	35 days
Sales Assistant	30 / 19	2 : 1 	41 days
Senior Administrator	40 / 19	2 : 1 	13 days
Manufacturing Machine Operator	42 / 19	2 : 1 	37 days
Receptionist	29 / 18	2 : 1 	32 days
Sales Manager	45 / 17	3 : 1 	45 days

Payroll Specialist	34 / 16	2 : 1		35 days
Chef	17 / 15	1 : 1		36 days
Nursery nurses, assistants and playworkers	29 / 14	2 : 1		28 days
Veterinarian	22 / 14	2 : 1		32 days
Computer Support Specialist	45 / 13	3 : 1		18 days
Software Developer / Engineer	26 / 12	2 : 1		40 days
IT Project Manager	19 / 12	2 : 1		28 days
Sales Representative	35 / 12	3 : 1		24 days
Tutor	16 / 11	1 : 1		33 days
Security Officer	14 / 11	1 : 1		34 days
Retail Store Manager / Supervisor	17 / 10	2 : 1		28 days
Meter Reader	29 / 10	3 : 1		38 days
Finance Assistant	17 / 10	2 : 1		36 days
Construction Helper / Worker	20 / 10	2 : 1		29 days
Healthcare Manager	34 / 9	4 : 1		16 days
Secondary School Teacher	12 / 9	1 : 1		37 days
Painter	87 / 9	10 : 1		10 days
Plumber	17 / 9	2 : 1		41 days
Accountant	16 / 8	2 : 1		16 days
Mechanical Engineer	8 / 8	1 : 1		32 days
Licensed Conveyancer	27 / 8	3 : 1		53 days
Executive Assistant	15 / 8	2 : 1		38 days
Electrician	21 / 8	3 : 1		47 days
Financial Manager	11 / 7	2 : 1		16 days


















# Top Posted Job Titles

Job Title	Total/Unique (Mar 2021 - Feb 2023)	Posting Intensity	Median Posting Duration
Care Assistants	547 / 109	5 : 1 	33 days
Warehouse Operatives	210 / 42	5 : 1 	15 days
Staff Nurses	344 / 37	9 : 1 	48 days
Night Nurses	439 / 36	12 : 1 	42 days
Cleaners	38 / 25	2 : 1 	33 days
Domestic Assistants	44 / 23	2 : 1 	37 days
Health Care Assistants	62 / 23	3 : 1 	34 days
Support Workers	67 / 23	3 : 1 	20 days
Fulfillment Associates	94 / 21	4 : 1 	20 days
Night Assistants	69 / 20	3 : 1 	12 days
Credit Controllers	48 / 19	3 : 1 	35 days
Finance Assistants	33 / 19	2 : 1 	51 days
Production Operatives	45 / 19	2 : 1 	31 days
Registered Nurses	60 / 19	3 : 1 	13 days
Kitchen Assistants	46 / 18	3 : 1 	39 days
Customer Assistants	39 / 17	2 : 1 	30 days
Primary Teachers	32 / 16	2 : 1 	15 days
Quality Control Team Leaders	36 / 16	2 : 1 	14 days
Station Operators	62 / 16	4 : 1 	20 days
Customer Service Advisors	36 / 15	2 : 1 	27 days
Home Care Workers	37 / 14	3 : 1 	38 days
Production Operators	27 / 14	2 : 1 	37 days
Account Assistants	23 / 13	2 : 1 	23 days
Maintenance Engineers	28 / 13	2 : 1 	34 days
Veterinary Surgeons	21 / 13	2 : 1 	32 days
Care Workers	26 / 12	2 : 1 	41 days

Private Client Solicitors	17 / 12	1 : 1		37 days
Teaching Assistants	21 / 12	2 : 1		40 days
Team Leads	32 / 11	3 : 1		8 days
Children's Service Workers	32 / 10	3 : 1		28 days
Sales Assistants	15 / 10	2 : 1		45 days
Meter Readers	28 / 9	3 : 1		38 days
NICU Registered Nurses	45 / 9	5 : 1		28 days
Registered General Nurses	61 / 9	7 : 1		24 days
Technical Managers	14 / 9	2 : 1		28 days
Warehouse Production Associates	47 / 9	5 : 1		6 days
Administrators	11 / 8	1 : 1		25 days
Apprentices	12 / 8	2 : 1		31 days
Maintenance Workers	11 / 8	1 : 1		32 days
Payroll Administrators	18 / 8	2 : 1		8 days
Plumbers	15 / 8	2 : 1		41 days
Receptionists	13 / 8	2 : 1		39 days
Relief Registered Nurses	22 / 8	3 : 1		46 days
.NET Developers	17 / 7	2 : 1		40 days
Early Years Teachers	9 / 7	1 : 1		32 days
Hybrid Mobile Developers	16 / 7	2 : 1		32 days
Kiosk Managers	11 / 7	2 : 1		16 days
Lettings Negotiators	8 / 7	1 : 1		30 days
Purchase Ledger Assistants	12 / 7	2 : 1		21 days
Registered Mental Health Nurses	14 / 7	2 : 1		n/a

# Top Industries

	Total/Unique (Mar 2021 - Feb 2023)	Posting Intensity	Median Posting Duration
Employment Activities	781 / 339	2 : 1	33 days
Residential Care Activities	797 / 179	4 : 1	37 days
Human Health Activities	336 / 85	4 : 1	30 days
Retail Trade, Except of Motor Vehicles and Motorcycles	132 / 67	2 : 1	21 days
Warehousing and Support Activities for Transportation	397 / 57	7 : 1	16 days
Activities of Head Offices; Management Consultancy Activities	75 / 41	2 : 1	27 days
Education	85 / 35	2 : 1	24 days
Wholesale Trade, Except of Motor Vehicles and Motorcycles	52 / 25	2 : 1	39 days
Office Administrative, Office Support and Other Business Support Activities	34 / 21	2 : 1	47 days
Services to Buildings and Landscape Activities	39 / 20	2 : 1	33 days
Food and Beverage Service Activities	21 / 17	1 : 1	36 days
Financial Service Activities, Except Insurance and Pension Funding	44 / 16	3 : 1	30 days
Computer Programming, Consultancy and Related Activities	46 / 14	3 : 1	19 days
Real Estate Activities	24 / 14	2 : 1	43 days
Legal and Accounting Activities	23 / 13	2 : 1	41 days
Social Work Activities Without Accommodation	17 / 13	1 : 1	24 days
Electricity, Gas, Steam and Air Conditioning Supply	12 / 10	1 : 1	35 days
Security and Investigation Activities	15 / 10	2 : 1	24 days
Accommodation	12 / 9	1 : 1	34 days
Other Personal Service Activities	13 / 9	1 : 1	31 days
Public Administration and Defence; Compulsory Social Security	19 / 8	2 : 1	19 days
Specialised Construction Activities	8 / 7	1 : 1	28 days
Creative, Arts and Entertainment Activities	8 / 7	1 : 1	49 days
Construction of Buildings	10 / 6	2 : 1	n/a
Wholesale and Retail Trade and Repair of Motor Vehicles and Motorcycles	12 / 6	2 : 1	35 days
Travel Agency, Tour Operator and Other Reservation Service and Related Activities	12 / 6	2 : 1	13 days
Manufacture of Beverages	5 / 5	1 : 1	60 days
Architectural and Engineering Activities; Technical Testing and Analysis	16 / 5	3 : 1	42 days

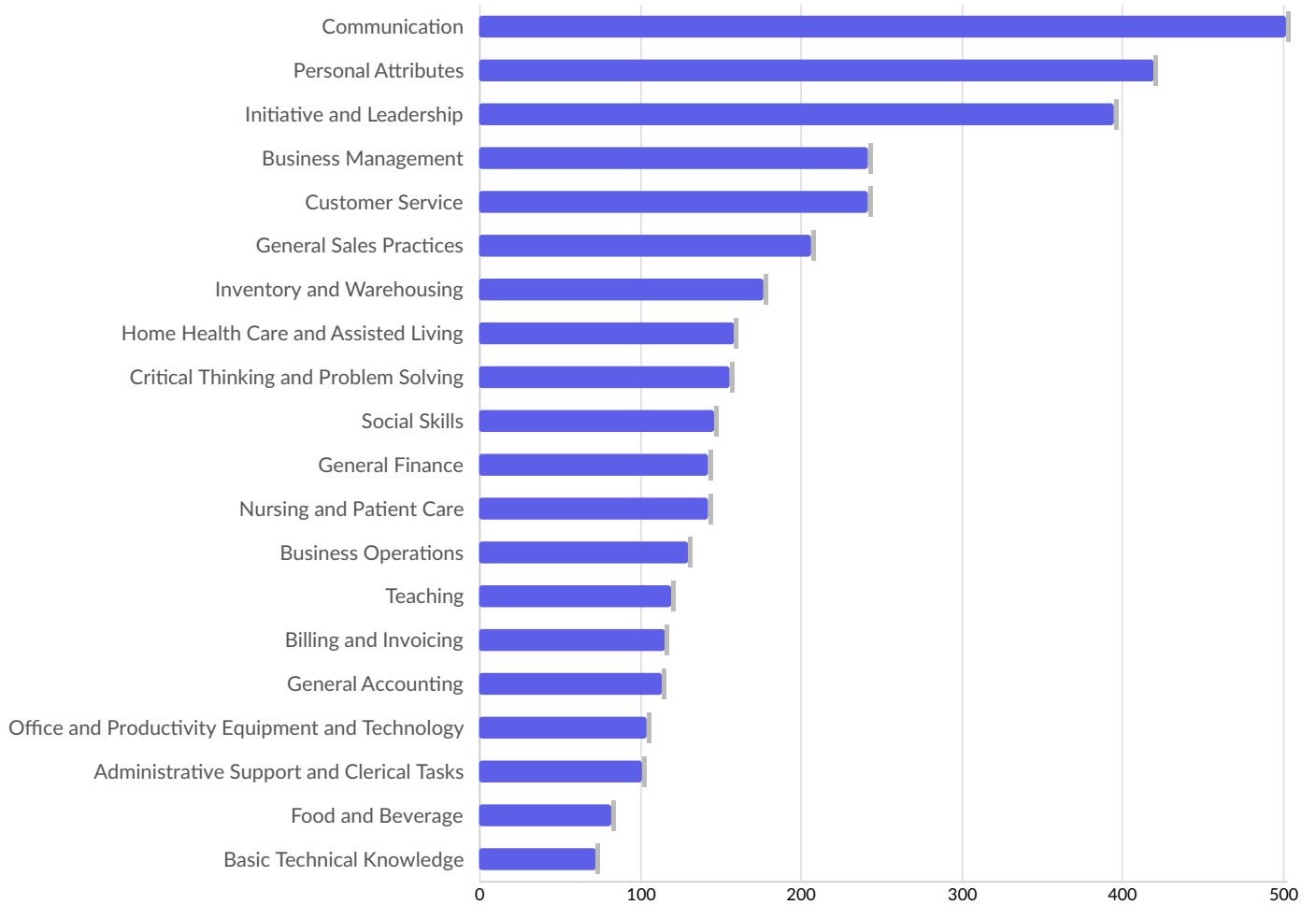
Other Professional, Scientific and Technical Activities	6 / 5	1 : 1		n/a
Rental and Leasing Activities	6 / 5	1 : 1		11 days
Insurance, Reinsurance and Pension Funding, Except Compulsory Social Security	4 / 4	1 : 1		8 days
Sports Activities and Amusement and Recreation Activities	6 / 4	2 : 1		n/a
Manufacture of Computer, Electronic and Optical Products	9 / 3	3 : 1		n/a
Other Manufacturing	3 / 3	1 : 1		n/a
Land Transport and Transport Via Pipelines	3 / 3	1 : 1		n/a
Postal and Courier Activities	37 / 3	12 : 1		39 days
Publishing Activities	3 / 3	1 : 1		n/a
Advertising and Market Research	2 / 2	1 : 1		60 days
Gambling and Betting Activities	8 / 2	4 : 1		n/a
Civil Engineering	1 / 1	1 : 1		n/a
Activities Auxiliary to Financial Services and Insurance Activities	1 / 1	1 : 1		16 days
Scientific Research and Development	1 / 1	1 : 1		37 days
Activities of Membership Organisations	1 / 1	1 : 1		45 days

# Top Posting Sources

Website	Postings on Website (Mar 2021 - Feb 2023)
reed.co.uk	344
starjobsearch.co.uk	295
dwp.gov.uk	285
cv-library.co.uk	216
fish4.co.uk	213
careerbuilder.co.uk	190
indeed.com	152
jobmedic.co.uk	98
simplyhired.co.uk	97
gumtree.com	79
carehome.co.uk	76
jobisjob.co.uk	70
careerjet.co.uk	66
jobs4network.co.uk	57
independent.co.uk	49
constructionjobs.co.uk	40
jobrapido.com	36
findapprenticeship.service.gov.uk	33
britishjobs.co.uk	31
joblift.co.uk	30
jobs.nhs.uk	27
thebigjobsite.com	23
engineeringjobs.co.uk	19
jobserve.com	18
tiptopjob.com	17
theguardian.com	14
adzuna.co.uk	13

financialrecruitment.biz	13
lawgazette.co.uk	13
monster.co.uk	13
morrison.jobs	13
e4s.co.uk	12
jora.com	11
healthjobsuk.com	10
pagepersonnel.co.uk	10
bluearrow.co.uk	9
twrecruitment.com	9
adecco.co.uk	8
search.co.uk	7
boots.jobs	6
environmentjob.co.uk	6
ivcevidensia.co.uk	6
theitjob.com	5
cheshirewestandchester.gov.uk	4
gap-personnel.com	4
sacomann.com	4
searchukjobs.com	4
srgtalent.com	4
supplychainonline.co.uk	4
totaljobs.com	4

● Top Skill Subcategories ● National Average

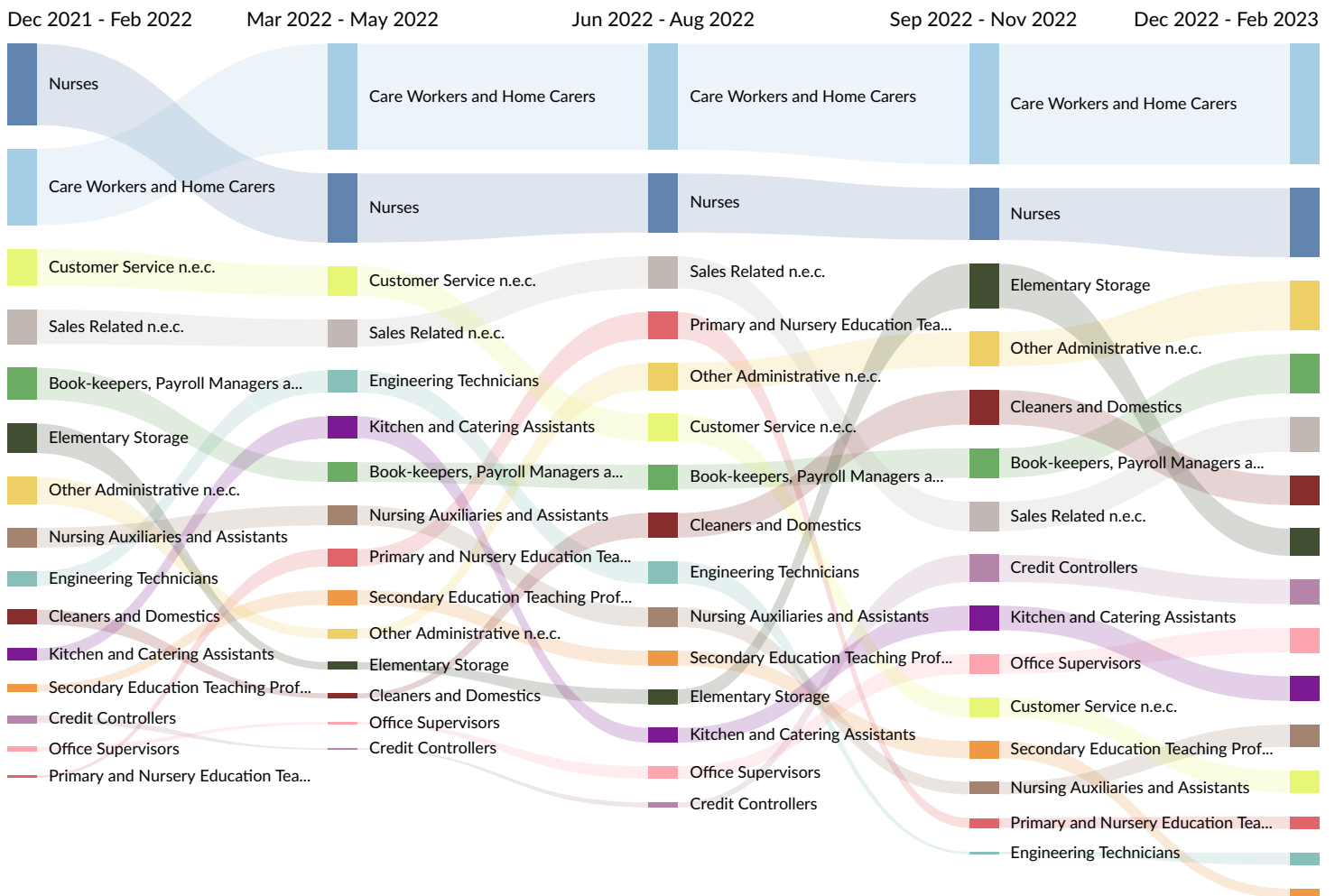


Top Skill Subcategories	Unique Postings	National Average
Communication	502	502
Personal Attributes	420	420
Initiative and Leadership	395	395
Business Management	242	242
Customer Service	242	242
General Sales Practices	207	207
Inventory and Warehousing	177	177
Home Health Care and Assisted Living	159	159
Critical Thinking and Problem Solving	156	156
Social Skills	146	146
General Finance	142	142
Nursing and Patient Care	142	142
Business Operations	130	130

Teaching	120	120
Billing and Invoicing	116	116
General Accounting	114	114
Office and Productivity Equipment and Technology	104	104
Administrative Support and Clerical Tasks	101	101
Food and Beverage	82	82
Basic Technical Knowledge	73	73

## Occupation Trends in Job Postings by Quarter

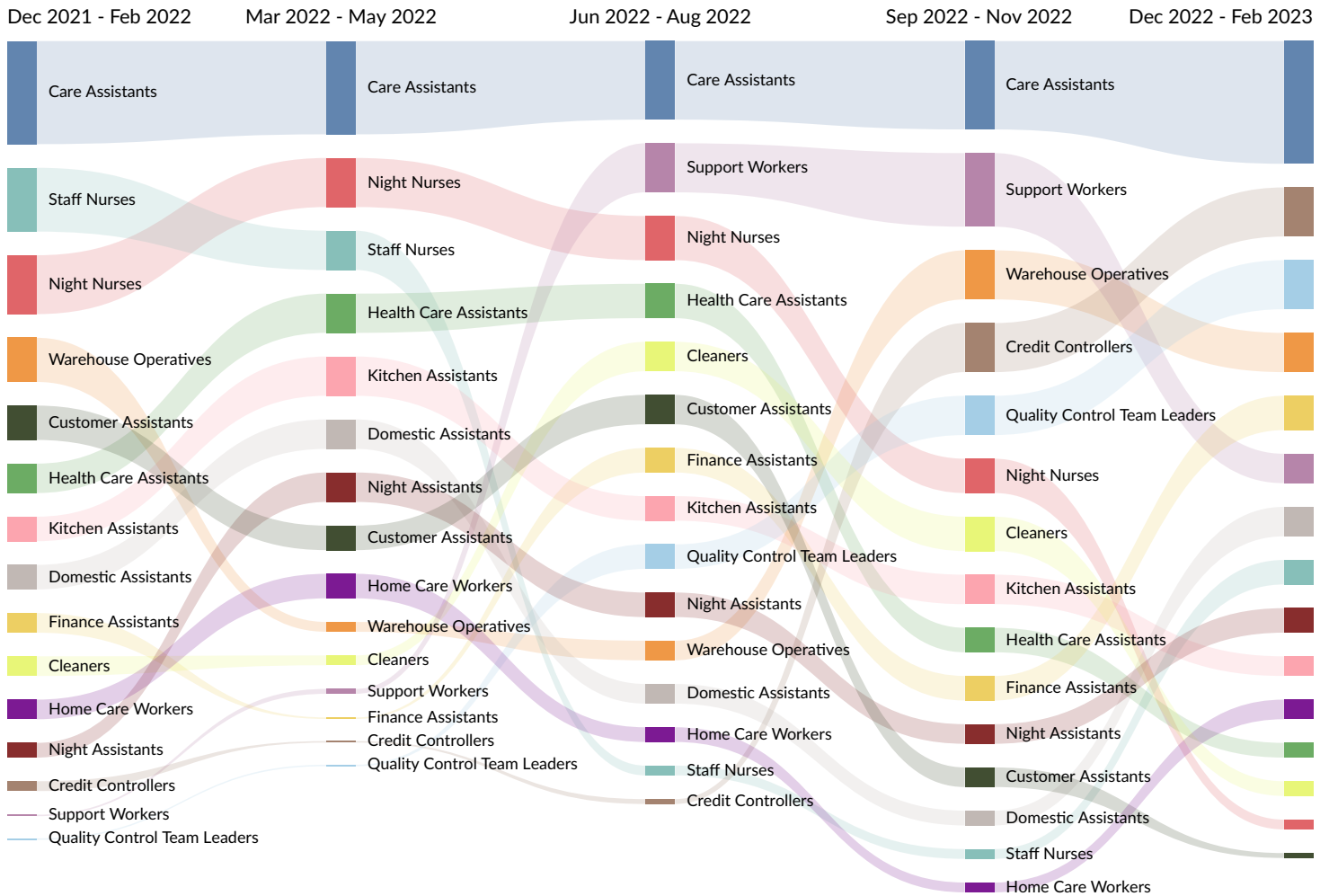
The chart below captures the postings trend for the top 15 occupations posted for based on your filters.





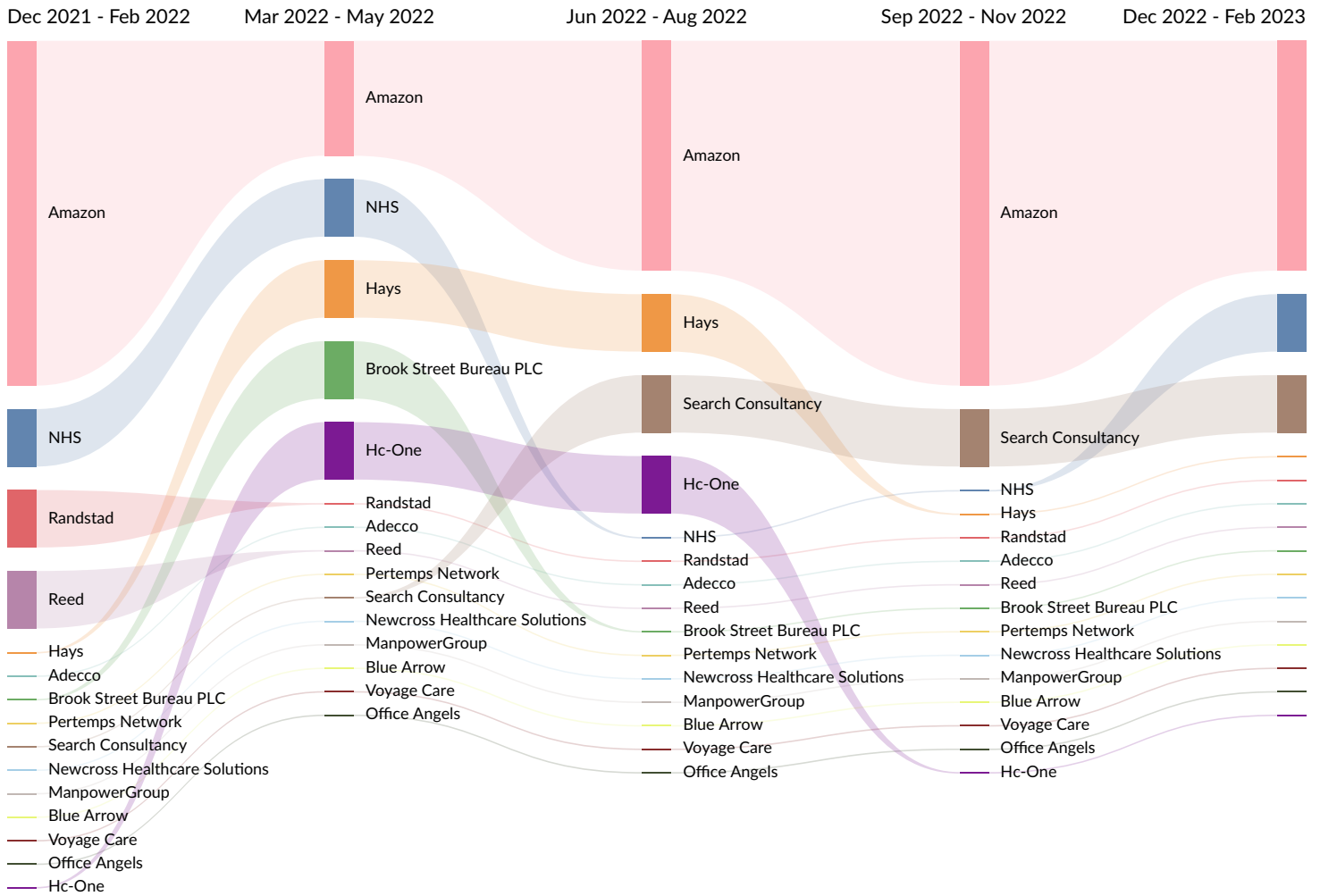
# Job Title Trends in Job Postings by Quarter

The chart below captures the postings trend for the top 15 job titles posted for based on your filters.



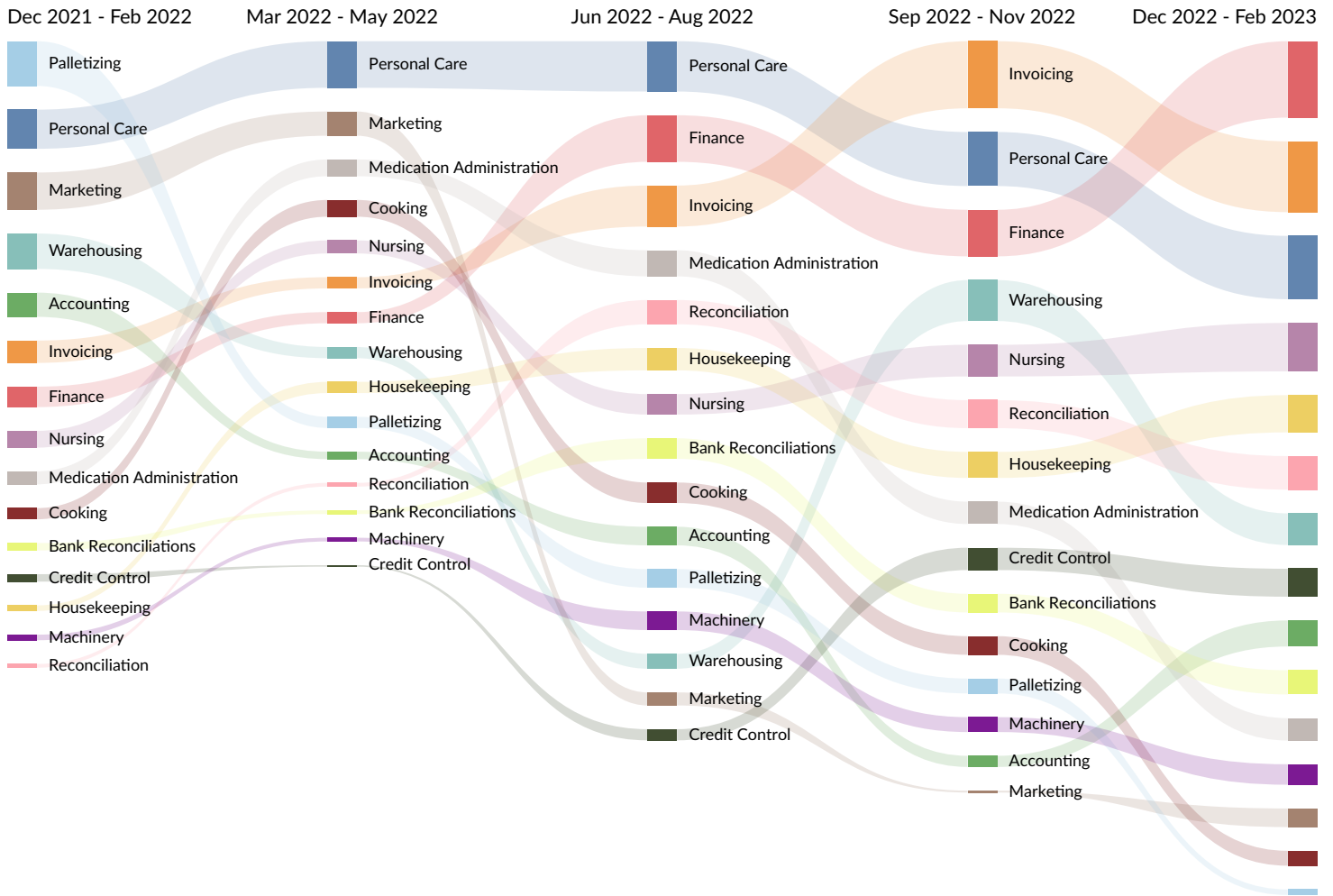
# Company Trends in Job Postings by Quarter

The chart below captures the postings trend for the top 15 companies posted for based on your filters.



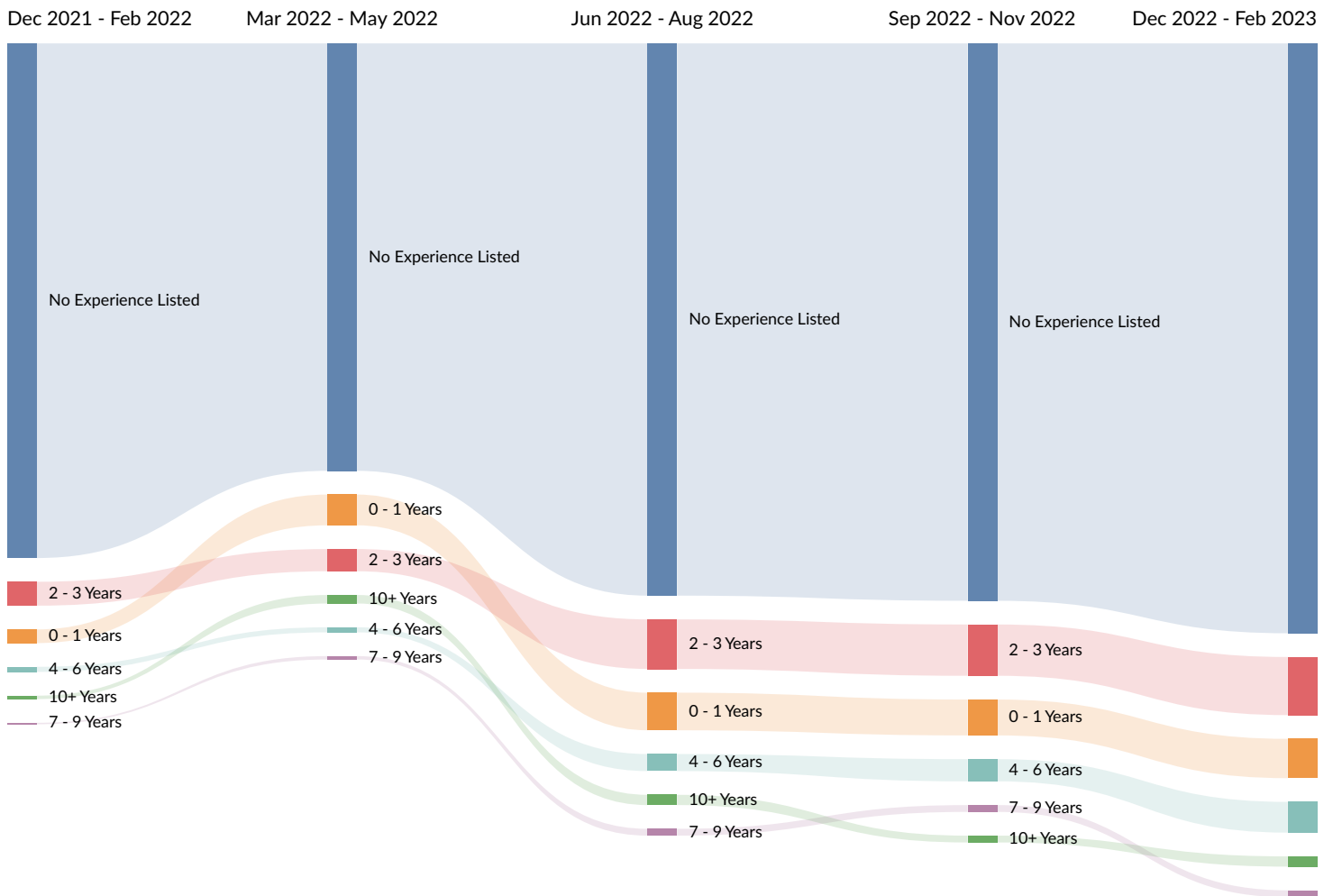
# Skill Trends in Job Postings by Quarter

The chart below captures the postings trend for the top 15 skills posted for based on your filters.



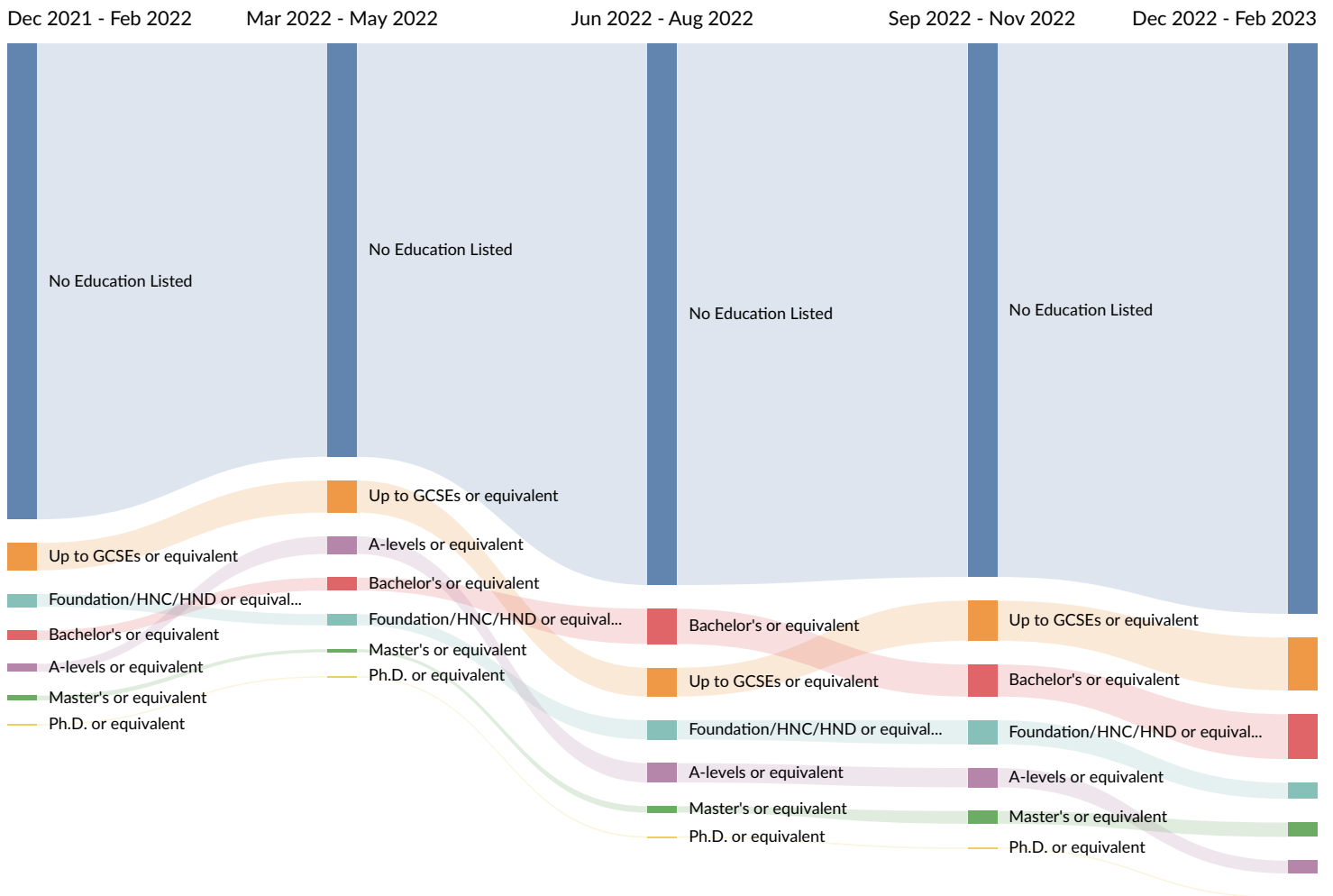
# Minimum Experience Requirement Trends in Job Postings by Quarter

The chart below captures the trend for the experience requirements by quarter shown in postings in your region based on your filters.



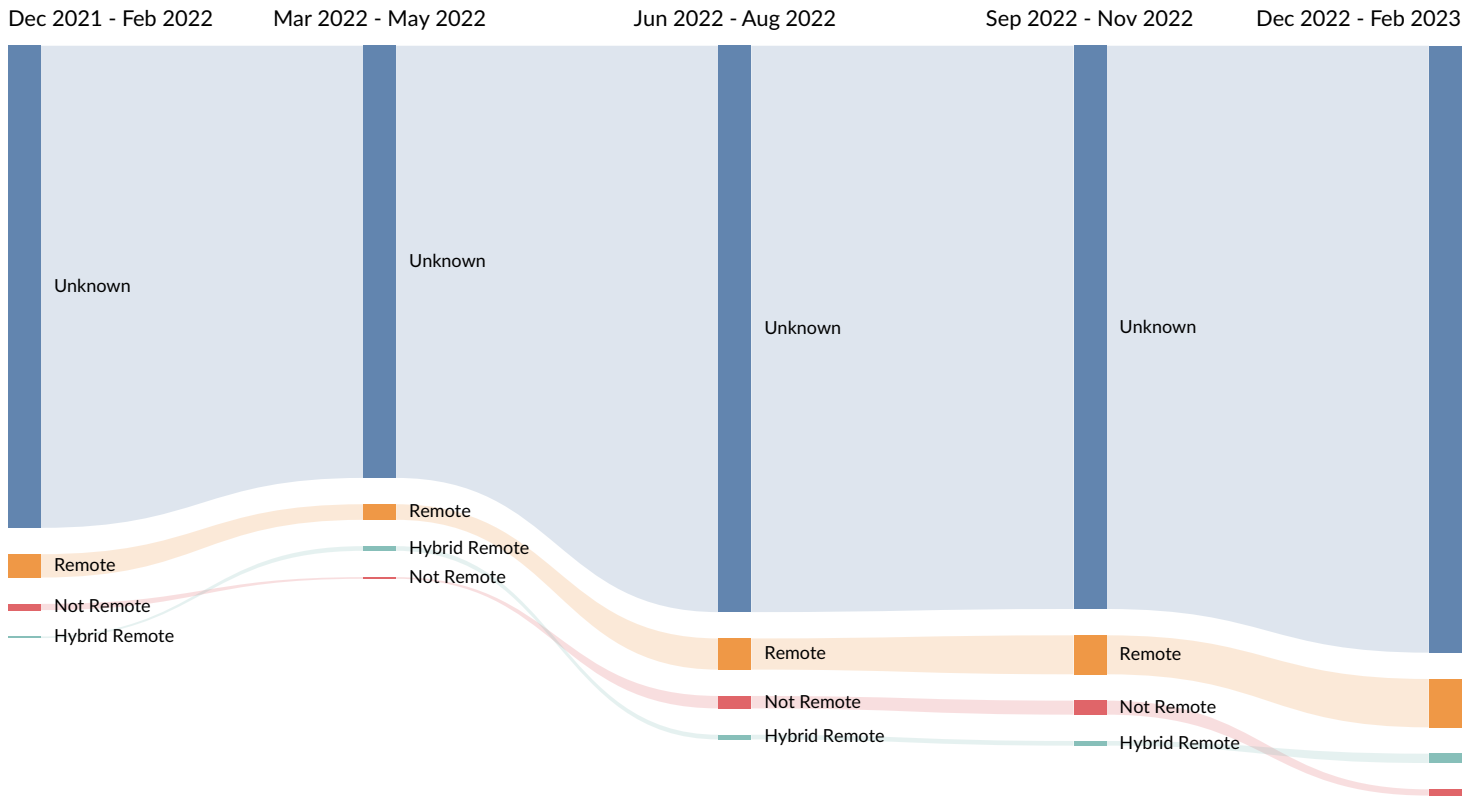
# Educational Requirement Trends in Job Postings by Quarter

The chart below captures the quarterly trend for the educational requirements shown in postings in your region based on your filters.

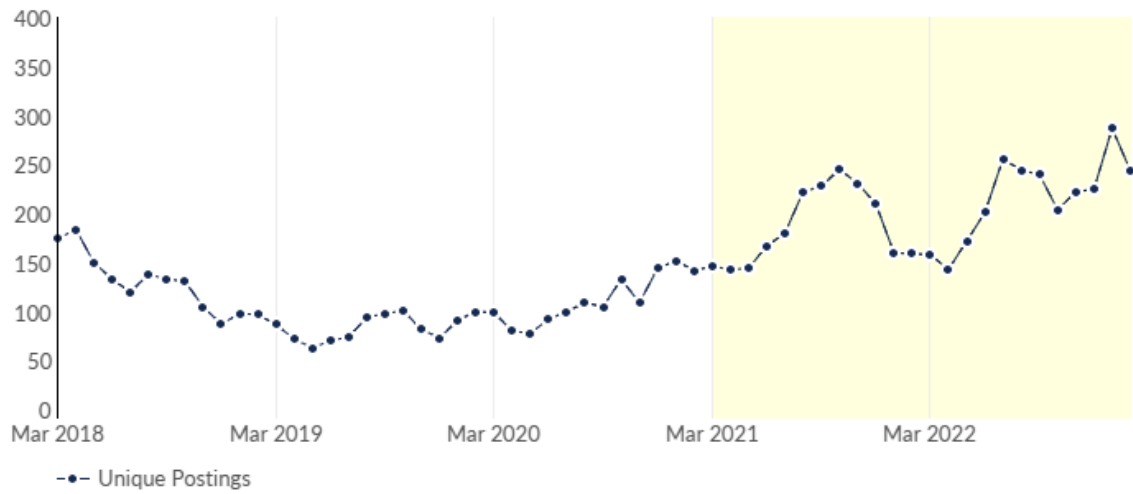


# Remote Trends in Job Postings by Quarter

The chart below captures the remote posting trends based on your filters.

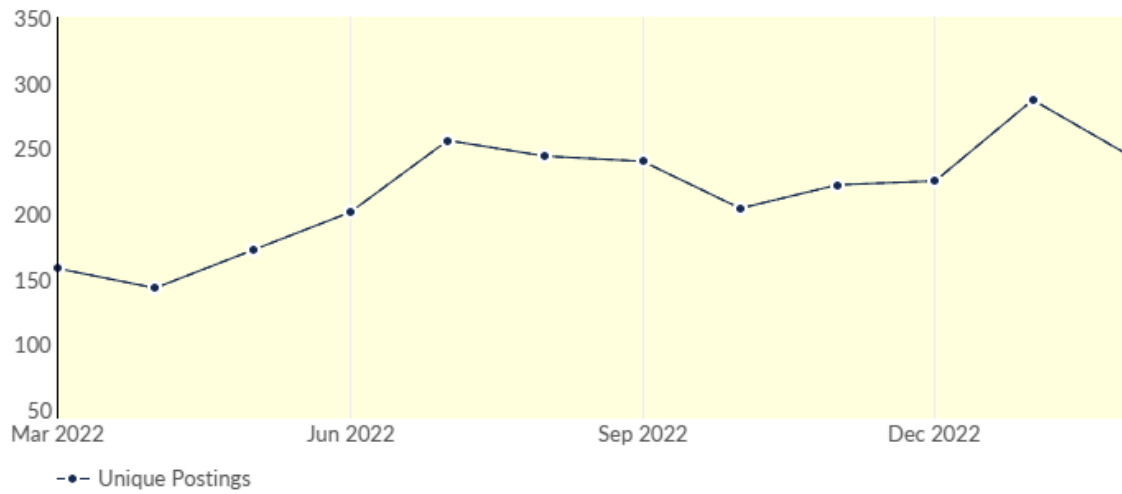


# Unique Postings Trend



Month	Unique Postings	Posting Intensity
Feb 2023	244	3 : 1
Jan 2023	287	3 : 1
Dec 2022	225	3 : 1
Nov 2022	222	3 : 1
Oct 2022	204	3 : 1
Sep 2022	240	3 : 1
Aug 2022	244	3 : 1
Jul 2022	256	2 : 1
Jun 2022	201	2 : 1
May 2022	172	2 : 1
Apr 2022	143	3 : 1
Mar 2022	158	3 : 1

## Unique Postings Trend

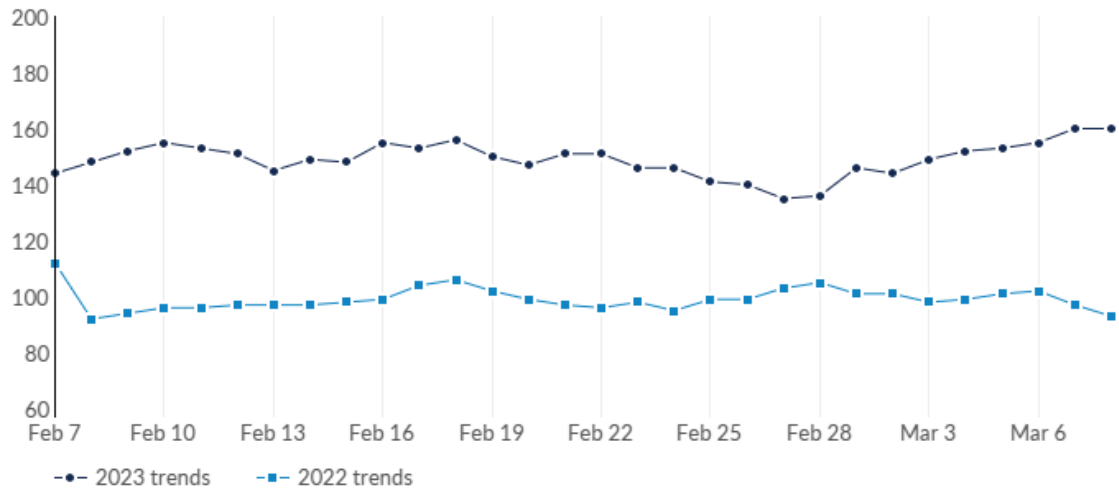


Month	Unique Postings	Posting Intensity
Feb 2023	244	3 : 1
Jan 2023	287	3 : 1
Dec 2022	225	3 : 1
Nov 2022	222	3 : 1
Oct 2022	204	3 : 1
Sep 2022	240	3 : 1
Aug 2022	244	3 : 1
Jul 2022	256	2 : 1
Jun 2022	201	2 : 1
May 2022	172	2 : 1
Apr 2022	143	3 : 1
Mar 2022	158	3 : 1



# Unique Postings Trend

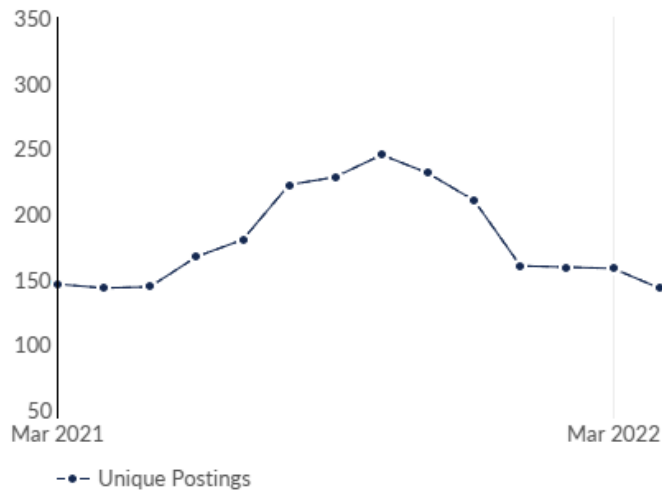
This view displays the most recent 30 days of job postings activity to show near-term trends. It does not reflect your timeframe.



Day	Unique Postings	Last Year's Unique Postings	% Change
February 7, 2023	144	112	+28.6%
February 8, 2023	148	92	+60.9%
February 9, 2023	152	94	+61.7%
February 10, 2023	155	96	+61.5%
February 11, 2023	153	96	+59.4%
February 12, 2023	151	97	+55.7%
February 13, 2023	145	97	+49.5%
February 14, 2023	149	97	+53.6%
February 15, 2023	148	98	+51.0%
February 16, 2023	155	99	+56.6%
February 17, 2023	153	104	+47.1%
February 18, 2023	156	106	+47.2%
February 19, 2023	150	102	+47.1%
February 20, 2023	147	99	+48.5%
February 21, 2023	151	97	+55.7%
February 22, 2023	151	96	+57.3%
February 23, 2023	146	98	+49.0%
February 24, 2023	146	95	+53.7%

February 25, 2023	141	99	+42.4%
February 26, 2023	140	99	+41.4%
February 27, 2023	135	103	+31.1%
February 28, 2023	136	105	+29.5%
March 1, 2023	146	101	+44.6%
March 2, 2023	144	101	+42.6%
March 3, 2023	149	98	+52.0%
March 4, 2023	152	99	+53.5%
March 5, 2023	153	101	+51.5%
March 6, 2023	155	102	+52.0%
March 7, 2023	160	97	+64.9%
March 8, 2023	160	93	+72.0%

# Unique Postings Trend



Month	Unique Postings	Posting Intensity
Feb 2023	244	3 : 1
Jan 2023	287	3 : 1
Dec 2022	225	3 : 1
Nov 2022	222	3 : 1
Oct 2022	204	3 : 1
Sep 2022	240	3 : 1
Aug 2022	244	3 : 1
Jul 2022	256	2 : 1
Jun 2022	201	2 : 1
May 2022	172	2 : 1
Apr 2022	143	3 : 1
Mar 2022	158	3 : 1

# Appendix A - Data Sources and Calculations

## Lightcast Job Postings

Job postings are collected from various sources and processed/enriched to provide information such as standardized company name, occupation, skills, and geography.