

# Report Builder

Lightcast Q2 2022 Data Set

March 2023

# Parameters

Select Timeframe: Mar 2021 - Feb 2023

:

## Description

Summary

Advertised Salary

Advertised Wage Trend

Regions

Skills

Certifications

Companies

## Description

Occupations

Job Titles

Industries

Posting Sources

Skill Subcategories

Trends

Timeseries

City:

## Description

Lymm, Warrington

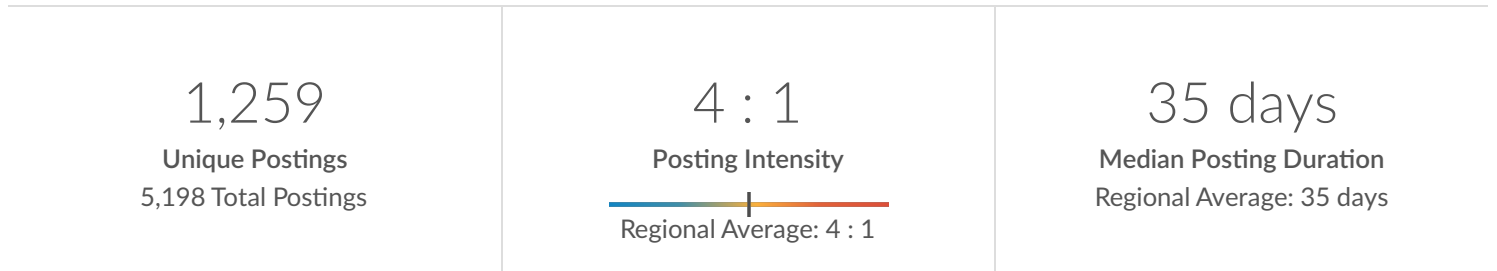
Minimum Experience Required: Any

Education Level: Any

Keyword Search:

Posting Type: Active Postings

## Job Postings Summary



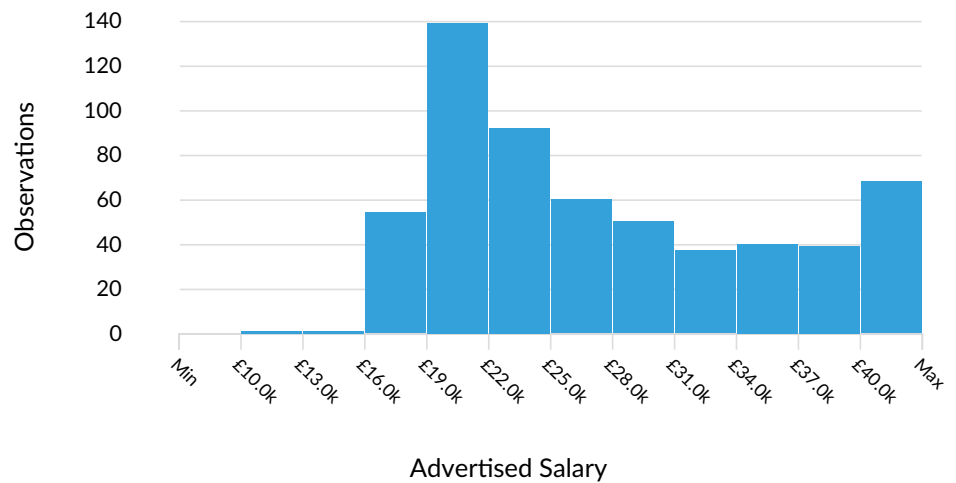
There were 5,198 total job postings for your selection from March 2021 to February 2023, of which 1,259 were unique. These numbers give us a Posting Intensity of 4-to-1, meaning that for every 4 postings there is 1 unique job posting.

This is close to the Posting Intensity for all other occupations and companies in the region (4-to-1), indicating that they are putting average effort toward hiring for this position.

## Advertised Salary

There are 581 advertised salary observations (46% of the 1,259 matching postings).

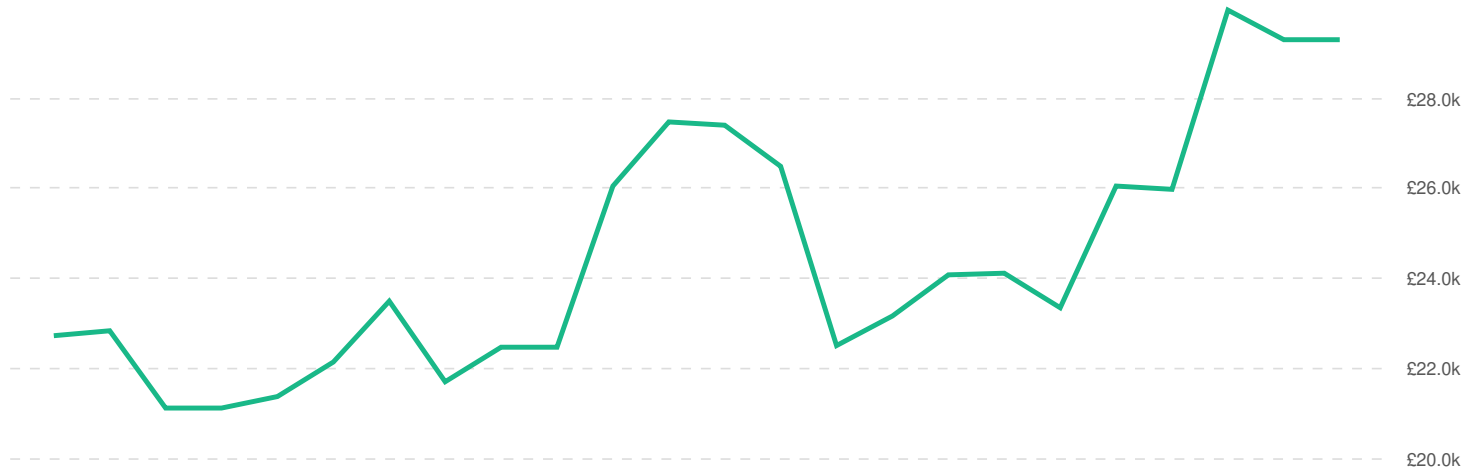
£25.0k  
Median Advertised Salary



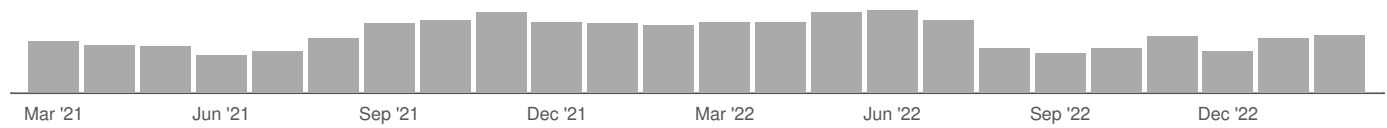
# Advertised Wage Trend

▲ 29.0% Mar 2021 - Feb 2023

£25.0k Median



581 Job Postings




## Top Cities Posting

City	Total/Unique (Mar 2021 - Feb 2023)	Posting Intensity	Median Posting Duration
Lymm, Warrington	5,198 / 1,259	4 : 1	35 days

## Top Local Authorities Posting

Local Authority	Total/Unique (Mar 2021 - Feb 2023)	Posting Intensity	Median Posting Duration
Warrington	5,198 / 1,259	4 : 1	35 days


## Top County/Unitary Authorities Posting

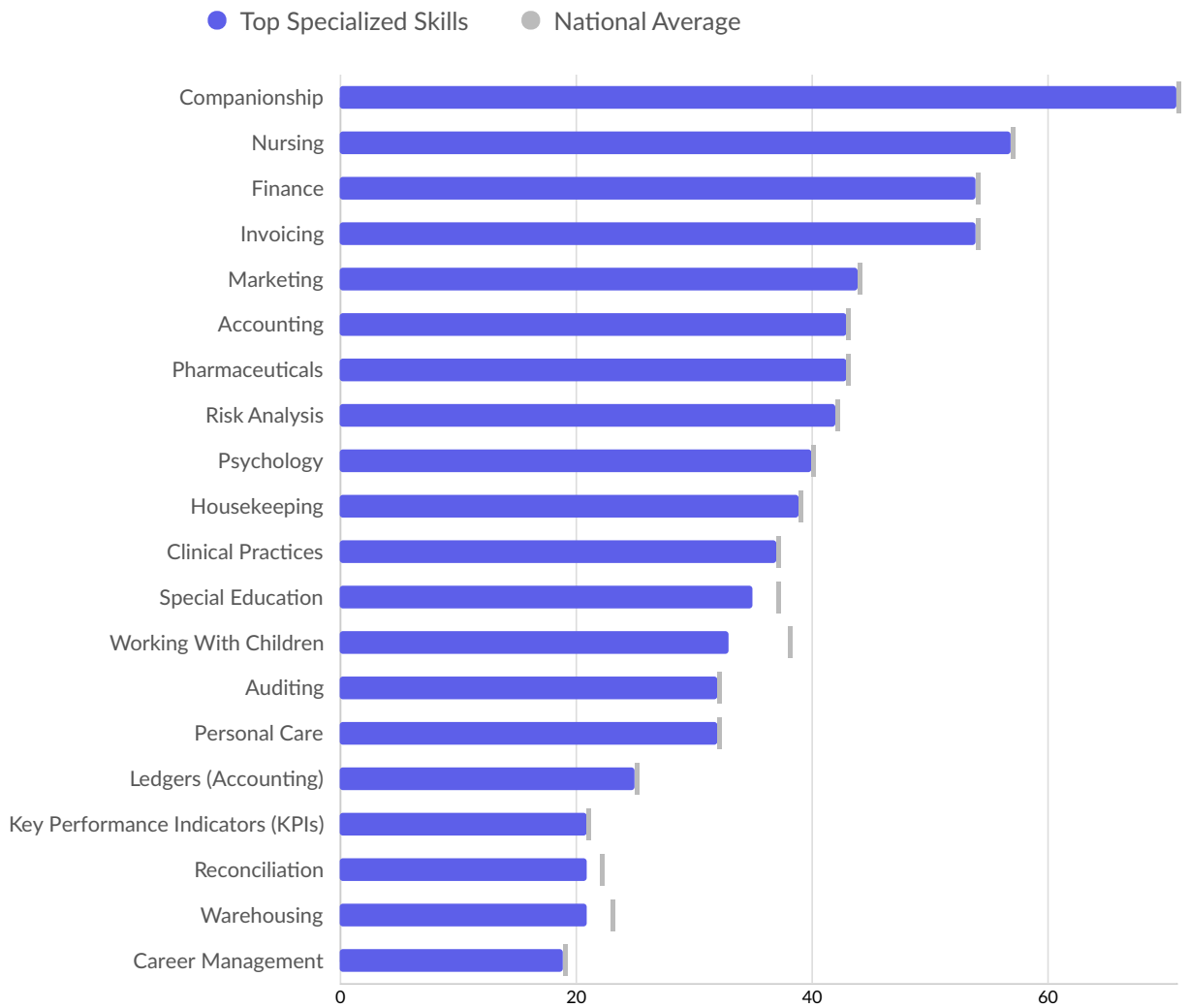
County/Unitary Authority	Total/Unique (Mar 2021 - Feb 2023)	Posting Intensity	Median Posting Duration
Warrington	5,198 / 1,259	4 : 1 	35 days

## Top Gov't Office Regions Posting

Gov't Office Region	Total/Unique (Mar 2021 - Feb 2023)	Posting Intensity	Median Posting Duration
North West	5,198 / 1,259	4 : 1 	35 days

## Top Countries Posting

Country	Total/Unique (Mar 2021 - Feb 2023)	Posting Intensity	Median Posting Duration
England	5,198 / 1,259	4 : 1 	35 days

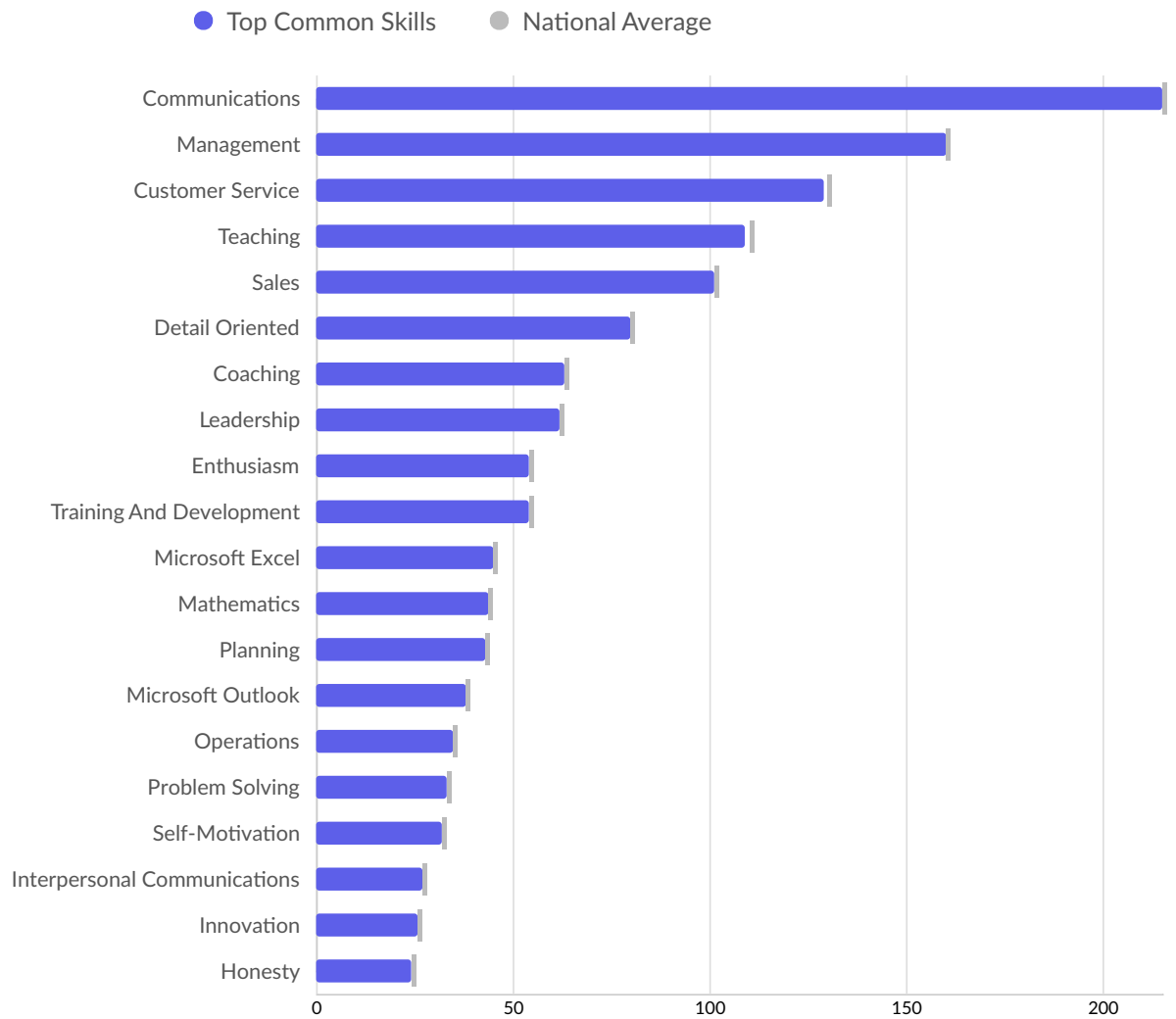


Top Specialized Skills	Unique Postings	National Average
Companionship	71	71
Nursing	57	57
Finance	54	54
Invoicing	54	54
Marketing	44	44
Accounting	43	43
Pharmaceuticals	43	43
Risk Analysis	42	42
Psychology	40	40
Housekeeping	39	39
Clinical Practices	37	37
Special Education	35	37
Working With Children	33	38

---

---

Auditing	32	32
Personal Care	32	32
Ledgers (Accounting)	25	25
Key Performance Indicators (KPIs)	21	21
Reconciliation	21	22
Warehousing	21	23
Career Management	19	19



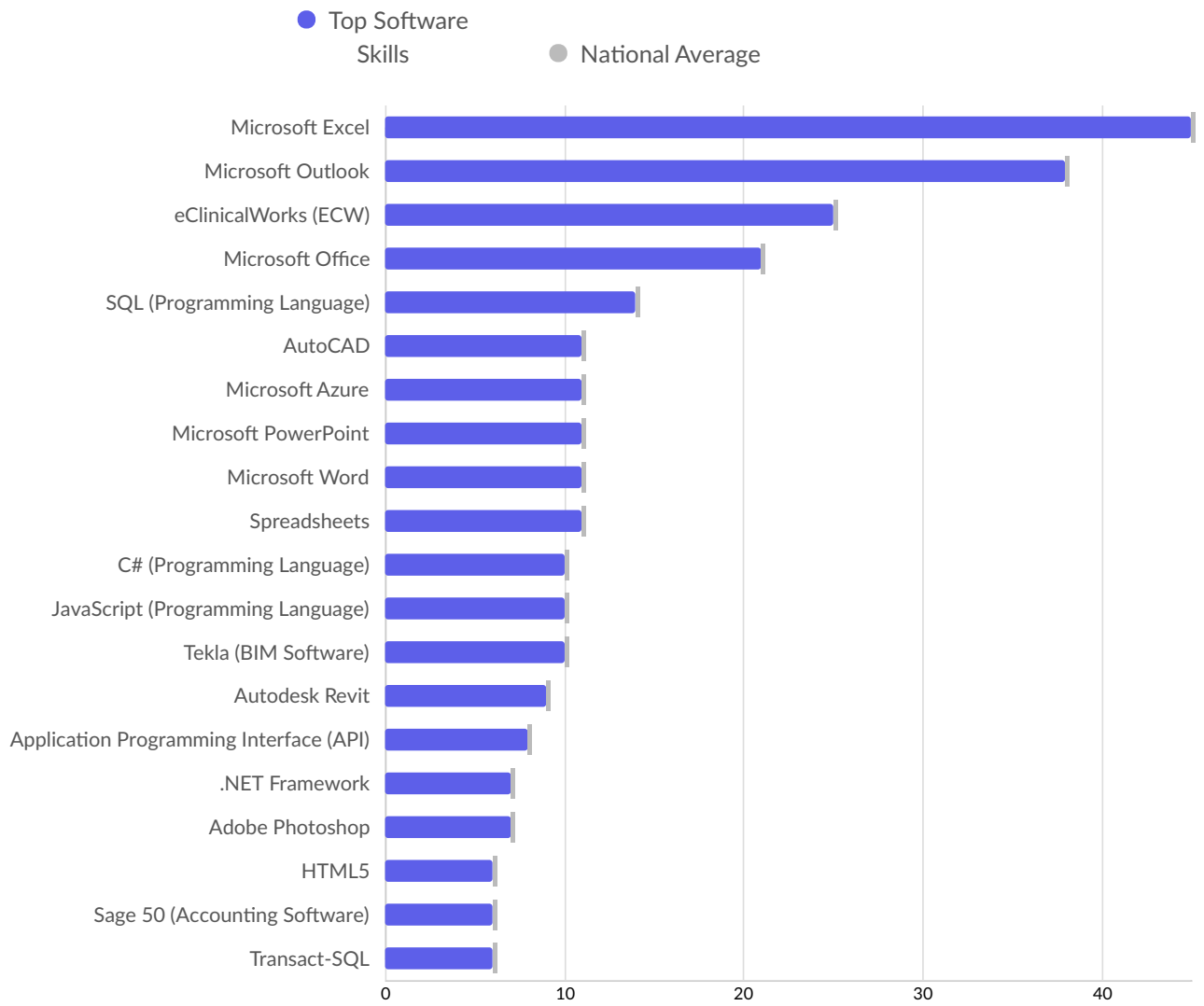
Top Common Skills	Unique Postings	National Average
Communications	215	215
Management	160	160
Customer Service	129	130
Teaching	109	110
Sales	101	101
Detail Oriented	80	80
Coaching	63	63
Leadership	62	62
Enthusiasm	54	54
Training And Development	54	54
Microsoft Excel	45	45
Mathematics	44	44
Planning	43	43



---

---

Microsoft Outlook	38	38
Operations	35	35
Problem Solving	33	33
Self-Motivation	32	32
Interpersonal Communications	27	27
Innovation	26	26
Honesty	24	24



Top Software Skills	Unique Postings	National Average
Microsoft Excel	45	45
Microsoft Outlook	38	38
eClinicalWorks (ECW)	25	25
Microsoft Office	21	21
SQL (Programming Language)	14	14
AutoCAD	11	11
Microsoft Azure	11	11
Microsoft PowerPoint	11	11
Microsoft Word	11	11
Spreadsheets	11	11
C# (Programming Language)	10	10
JavaScript (Programming Language)	10	10

Tekla (BIM Software)	10	10
Autodesk Revit	9	9
Application Programming Interface (API)	8	8
.NET Framework	7	7
Adobe Photoshop	7	7
HTML5	6	6
Sage 50 (Accounting Software)	6	6
Transact-SQL	6	6

# Top Certifications

	Postings with Certification
Architecture License	1
Association Of Chartered Certified Accountants	2
Certified Information Security Manager	1
Certified Information System Auditor (CISA)	1
Certified Information Systems Security Professional	1
Certified In Risk And Information Systems Control	1
Certified Internet Webmaster	2
Chartered Institute Of Management Accountants (CIMA)	3
CIPD Level 3	1
CIPD Level 7	1
CompTIA A+	1
CompTIA Certification	1
CompTIA Cloud+	1
CompTIA IT Fundamentals (ITF+)	1
CompTIA Linux+	1
CompTIA Network+	1
CompTIA Security+	1
CompTIA Server+	1
CSCS Card	22
Family Nurse Practitioner (FNP)	1
First Aid Certification	2
Forklift Certification	1
Functional Skills Qualification	13
Microsoft Certified Professional	2
National Council Licensure Examination	1
Nurse Practitioner (APRN-CNP)	14
Oracle Certified Associate (OCA)	1
Personal Trainer Certification	1

























---

Post Graduate Certificate In Education (PGCE)	34
Registered Nurse (RN)	75
Residential Electronics Systems Integrator	1
Systems Security Certified Practitioner	1
Valid Driver's License	12

---

# Top Companies Posting

Company	Total/Unique (Mar 2021 - Feb 2023)	Posting Intensity	Median Posting Duration
Barchester Plc	2,286 / 132	17 : 1	35 days
Prospero Teaching	119 / 49	2 : 1	40 days
Co-operative Group	45 / 25	2 : 1	12 days
Amazon	161 / 22	7 : 1	9 days
Hydes Brewery Ltd	46 / 21	2 : 1	24 days
Kids Planet Day Nurseries	25 / 17	1 : 1	26 days
Marriott International	67 / 17	4 : 1	43 days
Lymm High School	38 / 16	2 : 1	25 days
J.W.Lees & Co.	47 / 14	3 : 1	50 days
Moto Hospitality	15 / 14	1 : 1	36 days
Prospero Group	25 / 14	2 : 1	n/a
Bright Futures Care	13 / 10	1 : 1	20 days
Exchange People Limited	11 / 10	1 : 1	41 days
Exclusive Education Ltd	18 / 10	2 : 1	38 days
Keate House Residential Home Limited	18 / 10	2 : 1	40 days
Search Consultancy	33 / 10	3 : 1	22 days
Lisha	12 / 9	1 : 1	32 days
Penguin Recruitment	36 / 9	4 : 1	26 days
Adecco	17 / 8	2 : 1	45 days
Jolly Thresher	9 / 8	1 : 1	20 days
Phoenix Resourcing Services Ltd	10 / 8	1 : 1	31 days
Blue Arrow	18 / 7	3 : 1	48 days
Bupa	53 / 7	8 : 1	27 days
FIS	16 / 7	2 : 1	13 days
Fintelligent	11 / 7	2 : 1	27 days
Mccoll's Retail Group	7 / 7	1 : 1	17 days

Nurseplus	49 / 7	7 : 1		n/a
P.A Consulting	14 / 7	2 : 1		11 days
Resourcing	14 / 7	2 : 1		n/a
Apollo Home Healthcare Ltd.	22 / 6	4 : 1		27 days
NHS	10 / 6	2 : 1		55 days
Nigel Frank	8 / 6	1 : 1		42 days
Recruitment Genius Limited	8 / 6	1 : 1		22 days
Sugarman Health And Wellbeing	14 / 6	2 : 1		17 days
Tozer Associates	12 / 6	2 : 1		16 days
Appcast	58 / 5	12 : 1		60 days
Barclays	9 / 5	2 : 1		35 days
Hays	10 / 5	2 : 1		34 days
Leaders In Care	28 / 5	6 : 1		n/a
McDonald's	10 / 5	2 : 1		n/a
New Care	7 / 5	1 : 1		29 days
Newcare Group Limited	13 / 5	3 : 1		23 days
Rk Accountancy	5 / 5	1 : 1		33 days
Baxendale Mason Limited	7 / 4	2 : 1		37 days
Berkeley Scott	7 / 4	2 : 1		17 days
Catermatch Solutions	6 / 4	2 : 1		n/a
Exposed Solutions	6 / 4	2 : 1		18 days
Noir	10 / 4	3 : 1		25 days
Randstad	7 / 4	2 : 1		n/a
Reed	8 / 4	2 : 1		37 days

# Top Posted Occupations

Occupation	Total/Unique (Mar 2021 - Feb 2023)	Posting Intensity	Median Posting Duration
Care assistant	1,338 / 118	11 : 1	33 days
Chef	170 / 80	2 : 1	33 days
Registered General Nurse (RGN)	1,175 / 79	15 : 1	31 days
Teaching Assistant	131 / 67	2 : 1	39 days
Office / Administrative Assistant	122 / 52	2 : 1	26 days
General cleaner	244 / 43	6 : 1	29 days
Caregiver / Personal Care Aide	44 / 26	2 : 1	21 days
Nursing Assistant / Healthcare Assistant	109 / 25	4 : 1	28 days
Labourer / Material Handler	72 / 24	3 : 1	46 days
Bookkeeper / Accounting Clerk	32 / 23	1 : 1	22 days
Customer Service Representative	46 / 21	2 : 1	19 days
Dental Assistant	72 / 18	4 : 1	24 days
Retail Store Manager / Supervisor	26 / 18	1 : 1	10 days
Software Developer / Engineer	32 / 17	2 : 1	40 days
Food Service Team Member	23 / 17	1 : 1	24 days
Science Teacher	27 / 16	2 : 1	34 days
Real Estate Agent / Broker	41 / 15	3 : 1	49 days
Construction Helper / Worker	22 / 15	1 : 1	35 days
General Manager	25 / 14	2 : 1	49 days
Nursery nurses, assistants and playworkers	15 / 12	1 : 1	38 days
Computer Support Specialist	14 / 11	1 : 1	19 days
Project Manager	18 / 11	2 : 1	26 days
Receptionist	23 / 11	2 : 1	34 days
Accountant	14 / 10	1 : 1	43 days
Financial Analyst	16 / 10	2 : 1	46 days
Civil Engineer	40 / 10	4 : 1	26 days



Supply Teacher	32 / 10	3 : 1		35 days
Retail Sales Associate	37 / 10	4 : 1		27 days
Quantity surveyors	13 / 9	1 : 1		37 days
Assistant Care Worker	44 / 9	5 : 1		38 days
Maintenance Technician	39 / 9	4 : 1		36 days
Healthcare Manager	35 / 8	4 : 1		26 days
Bartender	14 / 8	2 : 1		37 days
Waiter / Waitress	12 / 8	2 : 1		36 days
Landscaping / Groundskeeping Worker	51 / 8	6 : 1		14 days
Production Worker	8 / 8	1 : 1		27 days
Delivery Driver	26 / 8	3 : 1		18 days
Account Manager / Representative	22 / 7	3 : 1		29 days
Credit Analyst / Authoriser	11 / 7	2 : 1		32 days
Restaurant / Food Service Supervisor	15 / 7	2 : 1		47 days
Warehouse / Inventory Associate	42 / 7	6 : 1		25 days
Painter	13 / 7	2 : 1		5 days
Plumber	16 / 7	2 : 1		12 days
Construction Manager	10 / 6	2 : 1		54 days
Childcare / Preschool Director	10 / 6	2 : 1		22 days
Chartered architectural technologists and town planning technicians	10 / 6	2 : 1		22 days
Head, Waiter/Waitress	35 / 6	6 : 1		48 days
HGV / LGV Class 2 Driver	24 / 6	4 : 1		16 days
Primary School Teacher	6 / 5	1 : 1		38 days
Secondary School Teacher	14 / 5	3 : 1		16 days

# Top Posted Job Titles

Job Title	Total/Unique (Mar 2021 - Feb 2023)	Posting Intensity	Median Posting Duration
Home Care Assistants	943 / 51	18 : 1 	38 days
Registered General Nurses	898 / 44	20 : 1 	29 days
Care Assistants	169 / 40	4 : 1 	27 days
Sous Chefs	51 / 29	2 : 1 	47 days
Night Assistants	276 / 27	10 : 1 	40 days
Health Care Assistants	106 / 23	5 : 1 	28 days
Chefs De Partie	52 / 22	2 : 1 	37 days
Cover Supervisors	42 / 22	2 : 1 	34 days
Directors of Day Services	54 / 21	3 : 1 	42 days
Teaching Assistants	27 / 15	2 : 1 	12 days
Administrators	26 / 14	2 : 1 	24 days
Housekeeping Assistants	204 / 14	15 : 1 	51 days
Night Nurses	151 / 13	12 : 1 	60 days
Cleaners	17 / 12	1 : 1 	32 days
Dental Nurses	64 / 12	5 : 1 	24 days
Head Chefs	30 / 12	3 : 1 	31 days
Warehouse Operatives	62 / 12	5 : 1 	16 days
Wait Staff	18 / 11	2 : 1 	37 days
Paraplanners	16 / 10	2 : 1 	46 days
Property Maintenance Managers	30 / 10	3 : 1 	32 days
Secondary Teachers	32 / 10	3 : 1 	35 days
Support Workers	24 / 10	2 : 1 	17 days
Chefs	9 / 9	1 : 1 	30 days
Deputy Managers	19 / 9	2 : 1 	49 days
Office Administrators	13 / 9	1 : 1 	25 days
Registered Nurses	29 / 9	3 : 1 	35 days

Structural Engineers	36 / 9	4 : 1		26 days
CSCS Labourers	10 / 8	1 : 1		50 days
Labourers	18 / 8	2 : 1		50 days
Maintenance People	29 / 8	4 : 1		36 days
Purchase Ledger Clerks	8 / 8	1 : 1		14 days
Apprentices	10 / 7	1 : 1		26 days
Elementary Science Teachers	10 / 7	1 : 1		18 days
Nursery Managers	11 / 7	2 : 1		22 days
Bricklayers	10 / 6	2 : 1		22 days
Customer Assistants	12 / 6	2 : 1		10 days
Customer Team Leaders	11 / 6	2 : 1		23 days
Gardeners	48 / 6	8 : 1		14 days
Help Desk Analysts	8 / 6	1 : 1		19 days
IFA Administrators	10 / 6	2 : 1		n/a
NICU Registered Nurses	13 / 6	2 : 1		23 days
Plumbers	15 / 6	3 : 1		12 days
Retail Supervisors	8 / 6	1 : 1		17 days
Administrative Assistants	12 / 5	2 : 1		38 days
Assistant General Managers	6 / 5	1 : 1		35 days
Couriers/Delivery Drivers	22 / 5	4 : 1		28 days
Credit Controllers	9 / 5	2 : 1		48 days
Customer Service Advisors	18 / 5	4 : 1		27 days
Domestic Cleaners	6 / 5	1 : 1		29 days
Finance Assistants	9 / 5	2 : 1		29 days

# Top Industries

	Total/Unique (Mar 2021 - Feb 2023)	Posting Intensity	Median Posting Duration
Employment Activities	583 / 268	2 : 1	38 days
Residential Care Activities	2,329 / 159	15 : 1	38 days
Retail Trade, Except of Motor Vehicles and Motorcycles	107 / 70	2 : 1	27 days
Education	107 / 45	2 : 1	26 days
Manufacture of Beverages	93 / 35	3 : 1	50 days
Warehousing and Support Activities for Transportation	165 / 25	7 : 1	14 days
Human Health Activities	29 / 21	1 : 1	43 days
Accommodation	72 / 20	4 : 1	28 days
Food and Beverage Service Activities	30 / 20	2 : 1	32 days
Office Administrative, Office Support and Other Business Support Activities	47 / 17	3 : 1	38 days
Computer Programming, Consultancy and Related Activities	70 / 14	5 : 1	18 days
Other Personal Service Activities	18 / 11	2 : 1	27 days
Construction of Buildings	12 / 9	1 : 1	57 days
Services to Buildings and Landscape Activities	14 / 9	2 : 1	32 days
Social Work Activities Without Accommodation	18 / 8	2 : 1	21 days
Financial Service Activities, Except Insurance and Pension Funding	11 / 7	2 : 1	60 days
Insurance, Reinsurance and Pension Funding, Except Compulsory Social Security	53 / 7	8 : 1	27 days
Public Administration and Defence; Compulsory Social Security	9 / 7	1 : 1	27 days
Legal and Accounting Activities	6 / 6	1 : 1	33 days
Real Estate Activities	8 / 5	2 : 1	49 days
Civil Engineering	6 / 4	2 : 1	n/a
Wholesale Trade, Except of Motor Vehicles and Motorcycles	9 / 4	2 : 1	52 days
Activities of Head Offices; Management Consultancy Activities	7 / 4	2 : 1	n/a
Security and Investigation Activities	4 / 4	1 : 1	34 days
Manufacture of Furniture	3 / 3	1 : 1	10 days
Other Professional, Scientific and Technical Activities	6 / 3	2 : 1	16 days
Specialised Construction Activities	2 / 2	1 : 1	n/a
Land Transport and Transport Via Pipelines	3 / 2	2 : 1	10 days

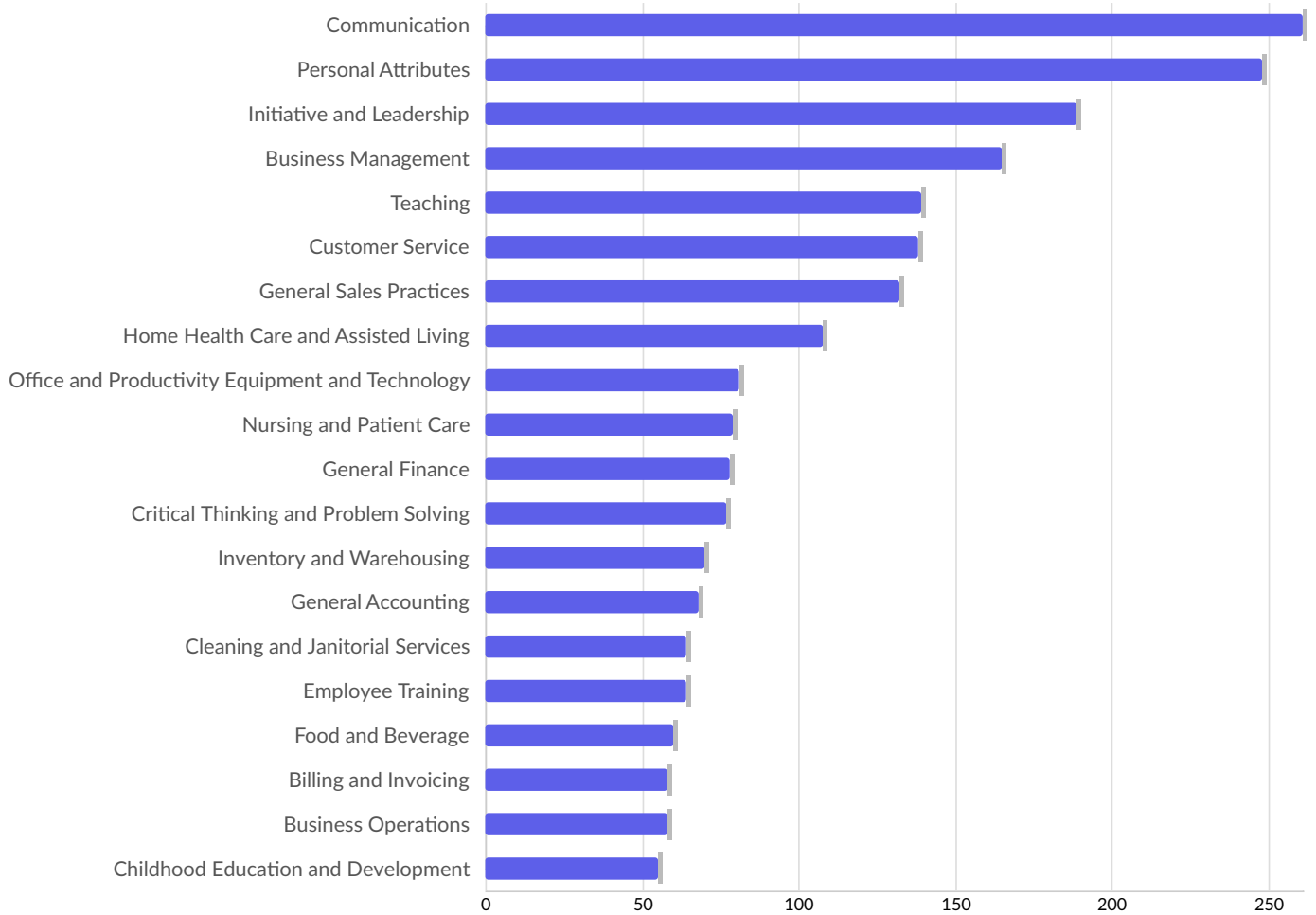
Postal and Courier Activities	16 / 2	8 : 1		n/a
Activities Auxiliary to Financial Services and Insurance Activities	4 / 2	2 : 1		29 days
Rental and Leasing Activities	4 / 2	2 : 1		36 days
Sports Activities and Amusement and Recreation Activities	10 / 2	5 : 1		15 days
Other Manufacturing	3 / 1	3 : 1		n/a
Waste Collection, Treatment and Disposal Activities; Materials Recovery	1 / 1	1 : 1		n/a
Wholesale and Retail Trade and Repair of Motor Vehicles and Motorcycles	6 / 1	6 : 1		n/a
Information Service Activities	1 / 1	1 : 1		33 days
Creative, Arts and Entertainment Activities	3 / 1	3 : 1		14 days
Activities of Membership Organisations	1 / 1	1 : 1		20 days

# Top Posting Sources

Website	Postings on Website (Mar 2021 - Feb 2023)
starjobsearch.co.uk	265
dwp.gov.uk	253
reed.co.uk	240
careerbuilder.co.uk	231
cv-library.co.uk	146
fish4.co.uk	140
jobmedic.co.uk	122
indeed.com	106
jobisjob.co.uk	85
jobs4network.co.uk	62
gumtree.com	61
simplyhired.co.uk	61
jobserve.com	49
carehome.co.uk	39
leisurejobs.com	37
careerjet.co.uk	35
jobrapido.com	33
joblift.co.uk	28
constructionjobs.co.uk	24
jora.com	24
independent.co.uk	22
senploy.co.uk	18
britishjobs.co.uk	17
thebigjobsite.com	17
findapprenticeship.service.gov.uk	16
engineeringjobs.co.uk	15
theguardian.com	15

monster.co.uk	12
jobstoday.co.uk	11
tiptopjob.com	11
bluearrow.co.uk	8
e4s.co.uk	7
adzuna.co.uk	6
searchukjobs.com	6
jobs.nhs.uk	5
prsjobs.com	5
adecco.co.uk	4
twrecruitment.com	4
boots.jobs	3
technojobs.co.uk	3
accaglobal.com	2
caterer.com	2
danielowen.co.uk	2
indeed.co.uk	2
nigelfrank.com	2
personneltoday.com	2
ppmrecruit.com	2
randstad.co.uk	2
supplychainonline.co.uk	2
theitjob.com	2

● Top Skill Subcategories ● National Average



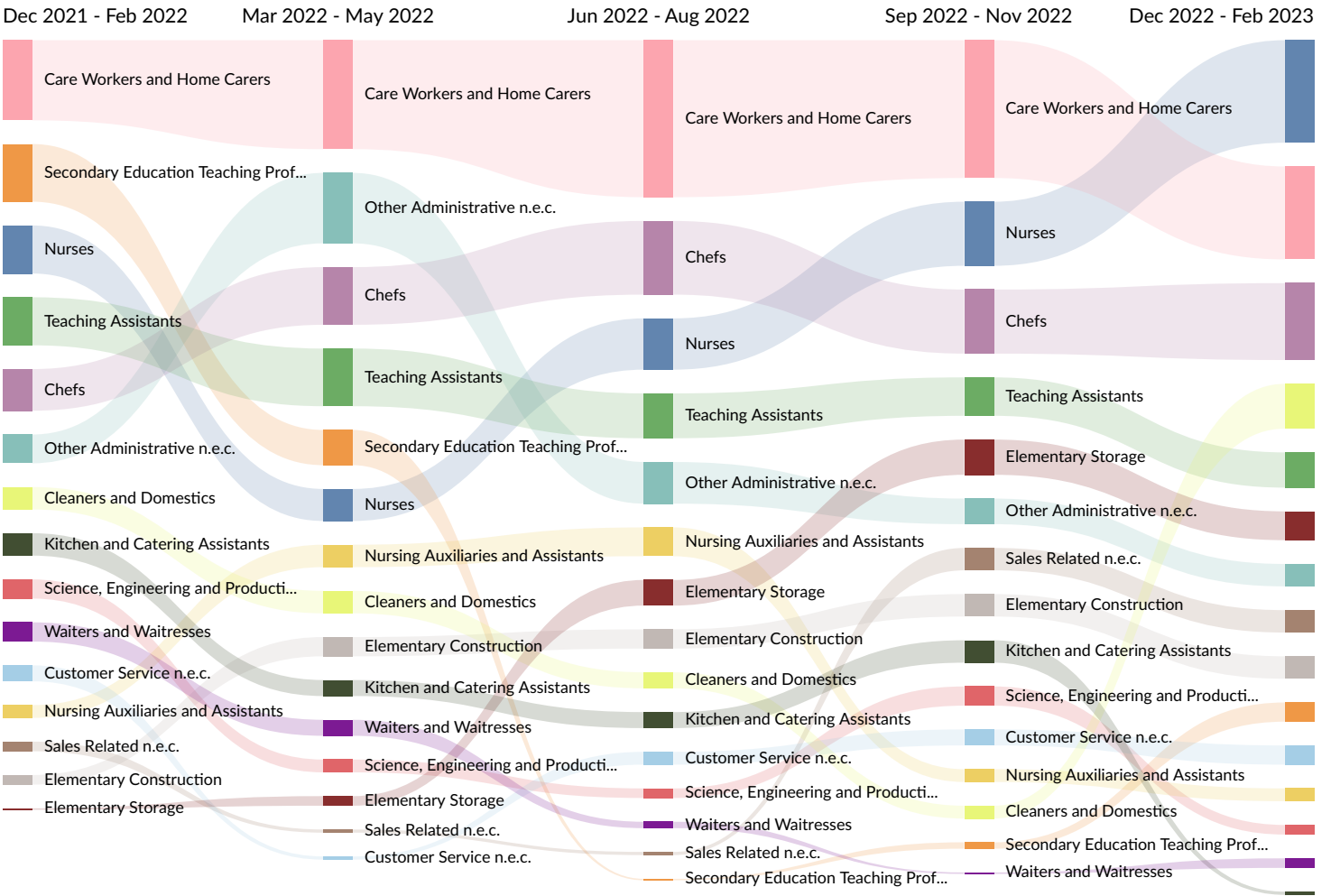
Top Skill Subcategories	Unique Postings	National Average
Communication	261	261
Personal Attributes	248	248
Initiative and Leadership	189	189
Business Management	165	165
Teaching	139	139
Customer Service	138	138
General Sales Practices	132	132
Home Health Care and Assisted Living	108	108
Office and Productivity Equipment and Technology	81	81
Nursing and Patient Care	79	79
General Finance	78	78
Critical Thinking and Problem Solving	77	77
Inventory and Warehousing	70	70



General Accounting	68	68
Cleaning and Janitorial Services	64	64
Employee Training	64	64
Food and Beverage	60	60
Billing and Invoicing	58	58
Business Operations	58	58
Childhood Education and Development	55	55

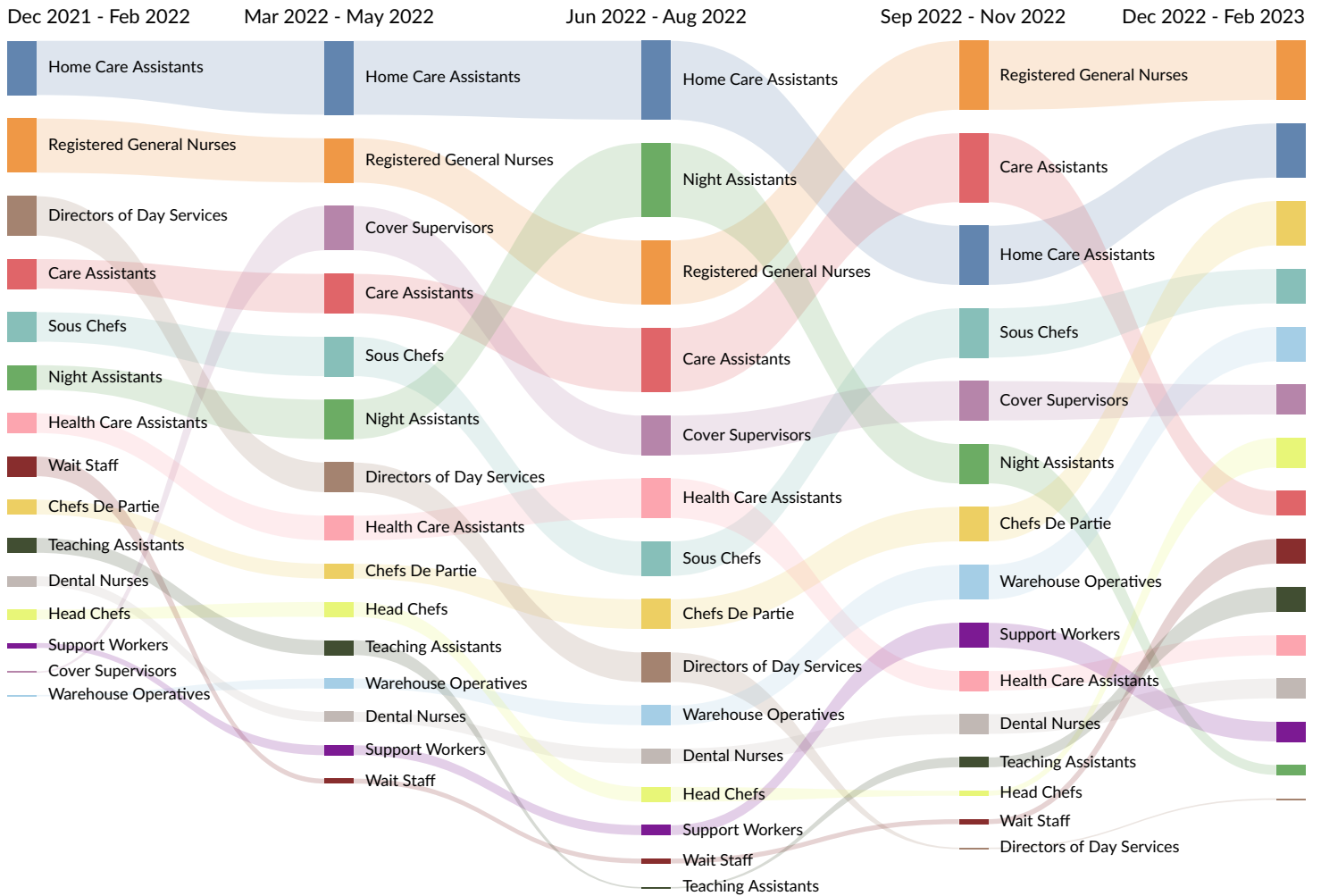
## Occupation Trends in Job Postings by Quarter

The chart below captures the postings trend for the top 15 occupations posted for based on your filters.



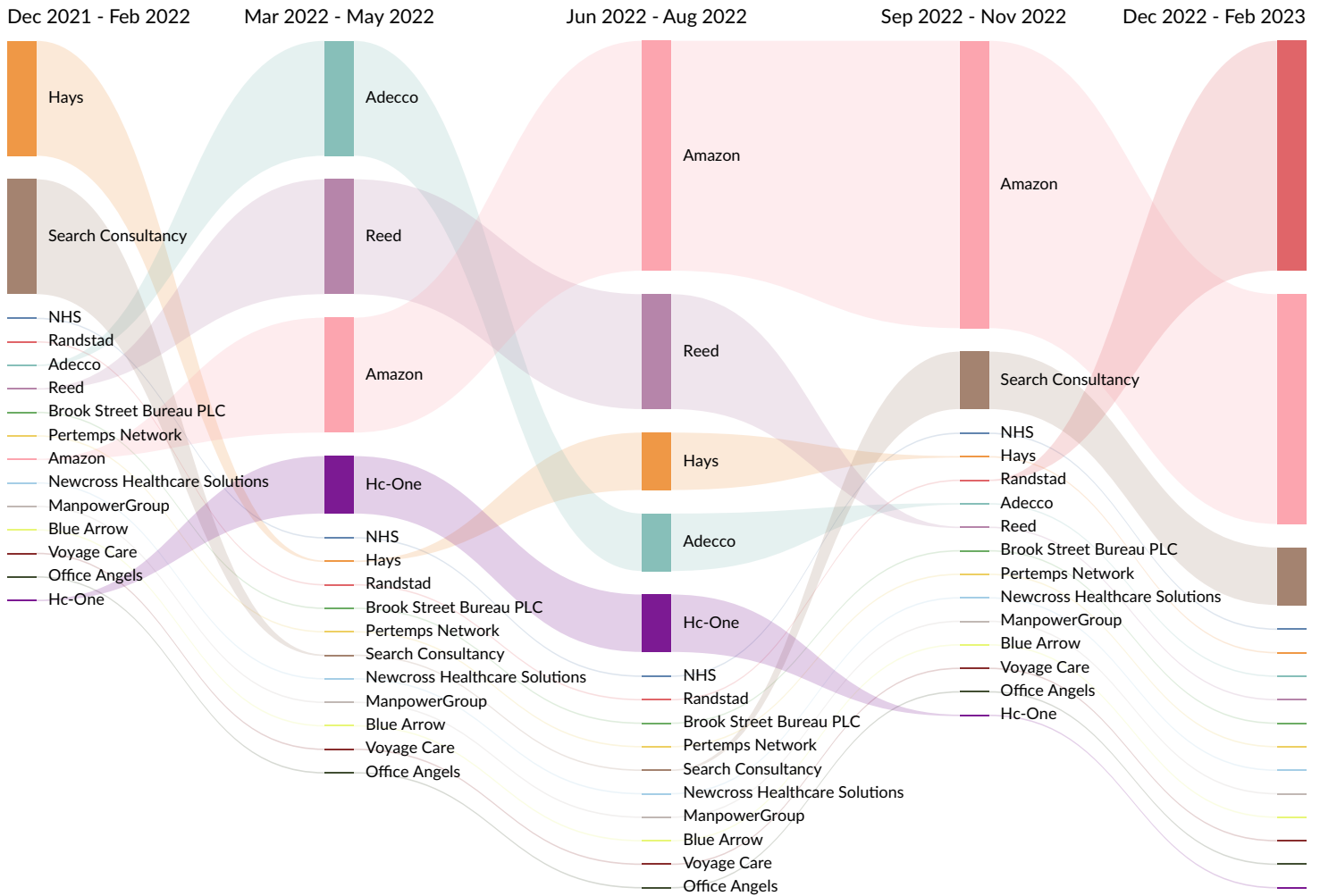
# Job Title Trends in Job Postings by Quarter

The chart below captures the postings trend for the top 15 job titles posted for based on your filters.



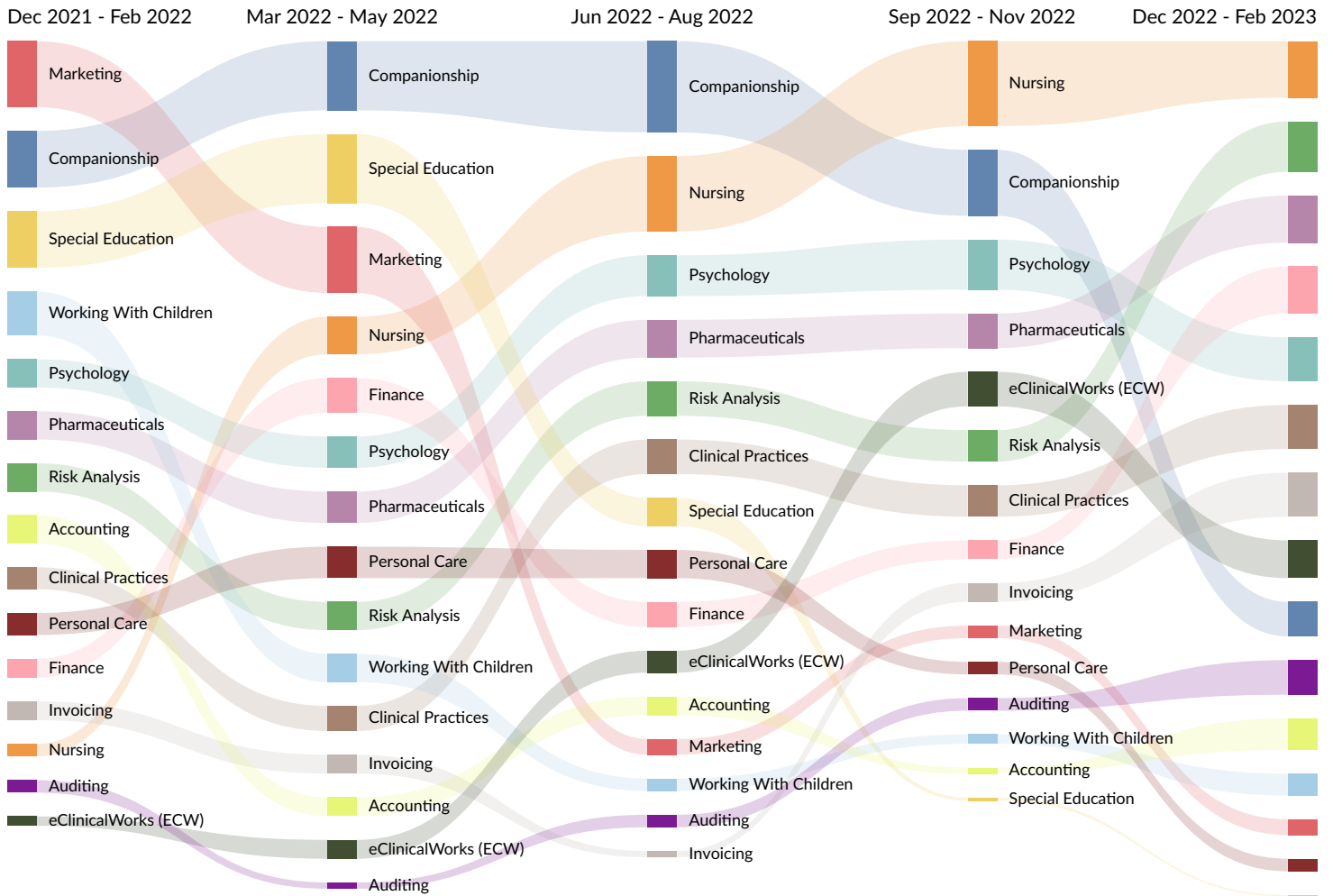
# Company Trends in Job Postings by Quarter

The chart below captures the postings trend for the top 15 companies posted for based on your filters.



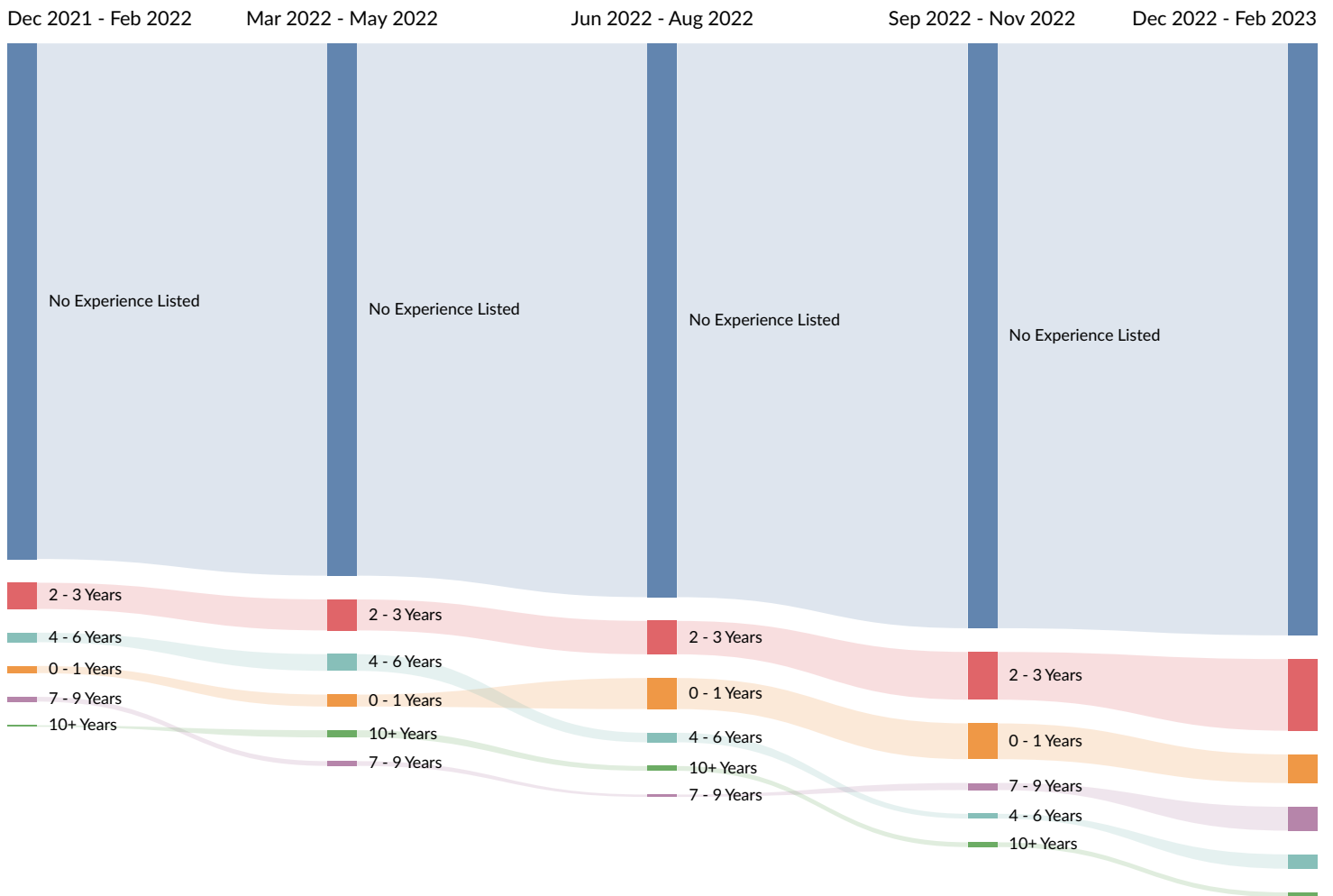
# Skill Trends in Job Postings by Quarter

The chart below captures the postings trend for the top 15 skills posted for based on your filters.



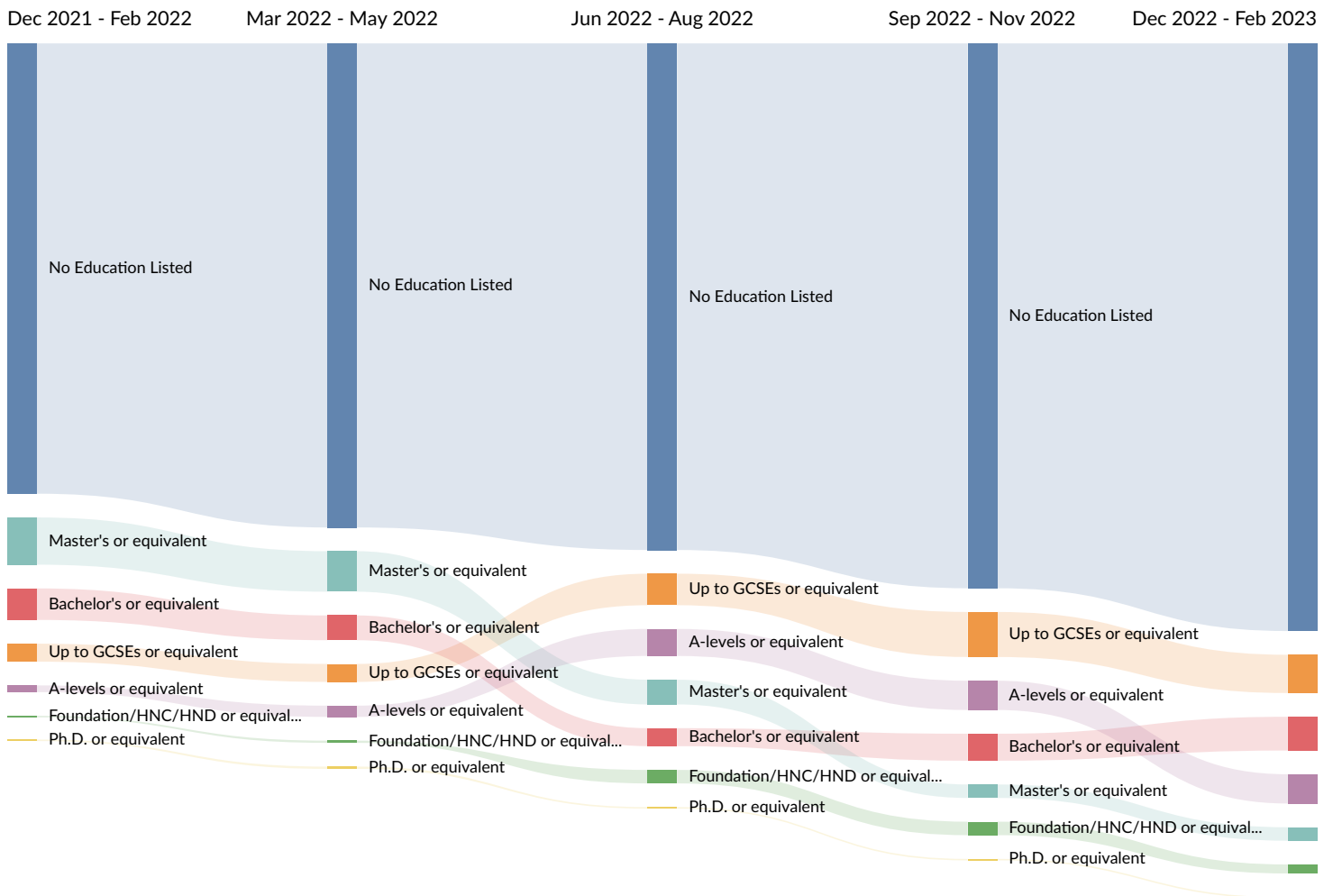
# Minimum Experience Requirement Trends in Job Postings by Quarter

The chart below captures the trend for the experience requirements by quarter shown in postings in your region based on your filters.



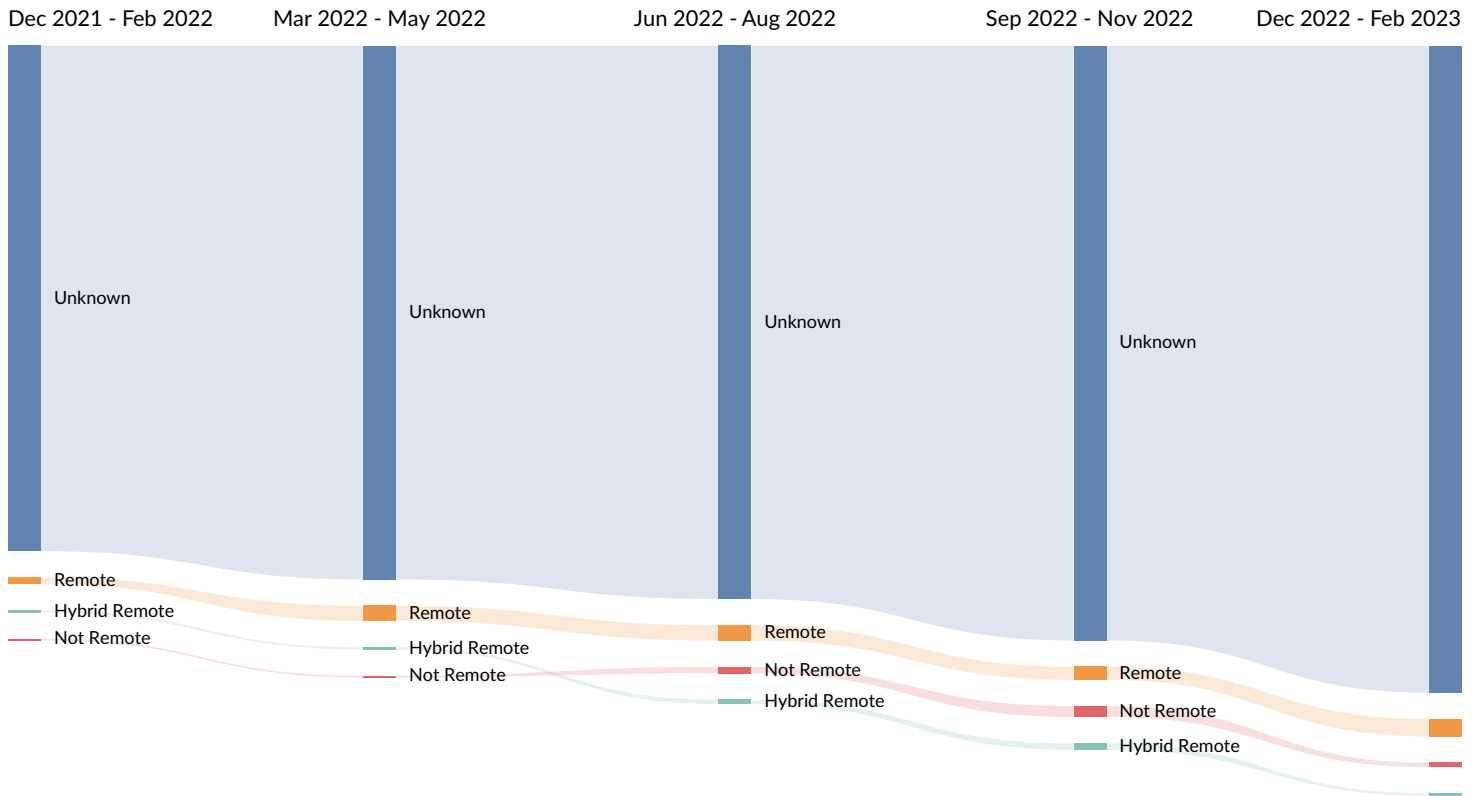
# Educational Requirement Trends in Job Postings by Quarter

The chart below captures the quarterly trend for the educational requirements shown in postings in your region based on your filters.

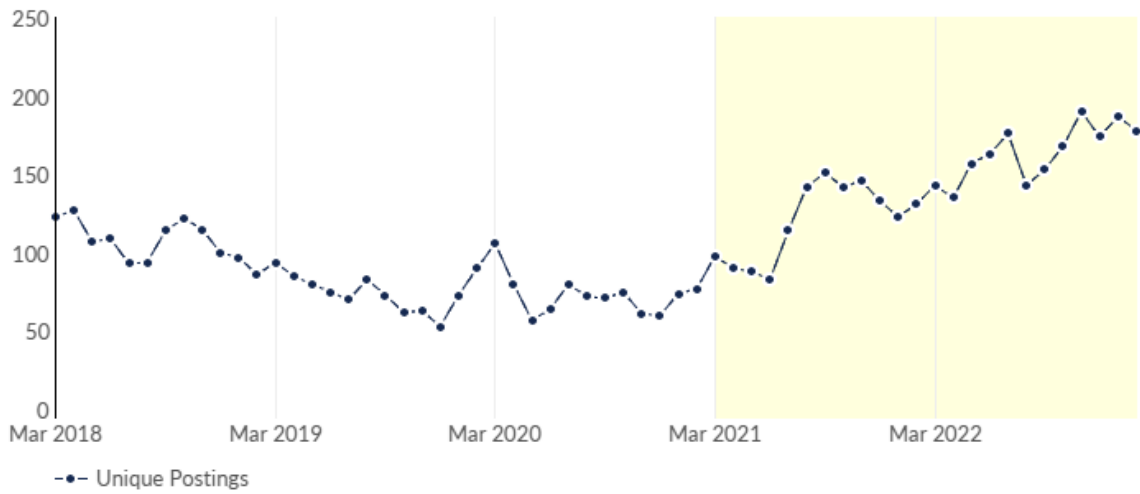


# Remote Trends in Job Postings by Quarter

The chart below captures the remote posting trends based on your filters.



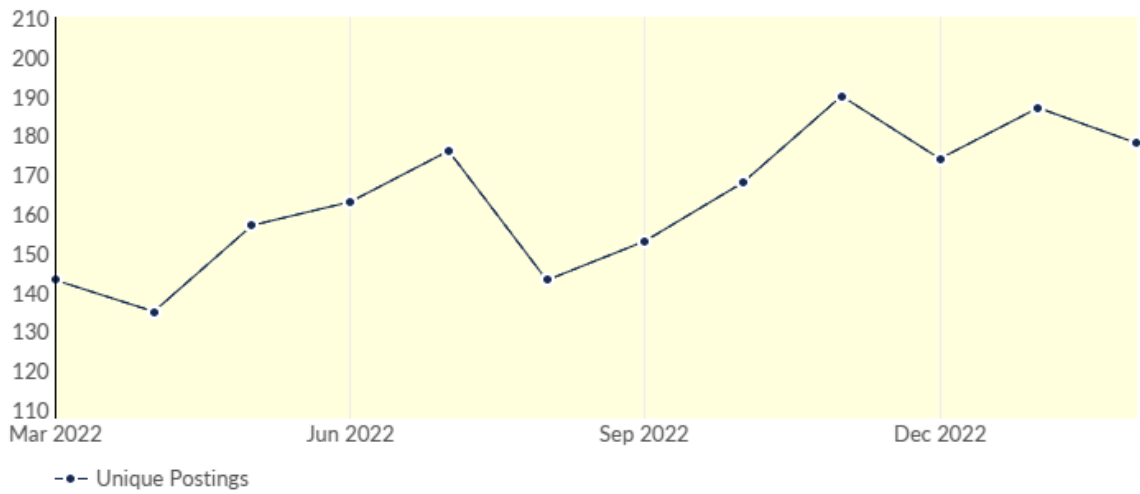
# Unique Postings Trend



Month	Unique Postings	Posting Intensity
Feb 2023	178	4 : 1
Jan 2023	187	5 : 1
Dec 2022	174	6 : 1
Nov 2022	190	6 : 1
Oct 2022	168	7 : 1
Sep 2022	153	6 : 1
Aug 2022	143	7 : 1
Jul 2022	176	5 : 1
Jun 2022	163	6 : 1
May 2022	157	5 : 1
Apr 2022	135	5 : 1
Mar 2022	143	4 : 1



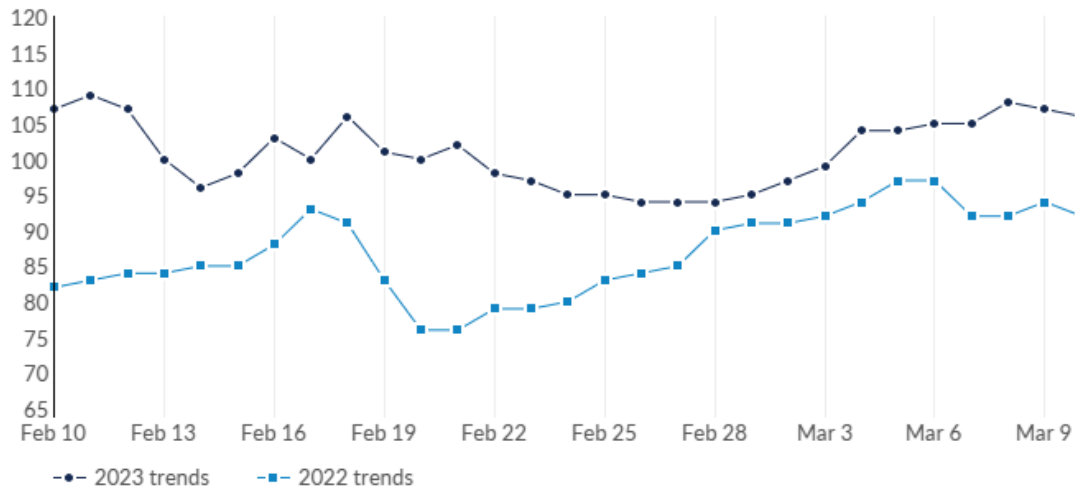
## Unique Postings Trend



Month	Unique Postings	Posting Intensity
Feb 2023	178	4 : 1
Jan 2023	187	5 : 1
Dec 2022	174	6 : 1
Nov 2022	190	6 : 1
Oct 2022	168	7 : 1
Sep 2022	153	6 : 1
Aug 2022	143	7 : 1
Jul 2022	176	5 : 1
Jun 2022	163	6 : 1
May 2022	157	5 : 1
Apr 2022	135	5 : 1
Mar 2022	143	4 : 1

# Unique Postings Trend

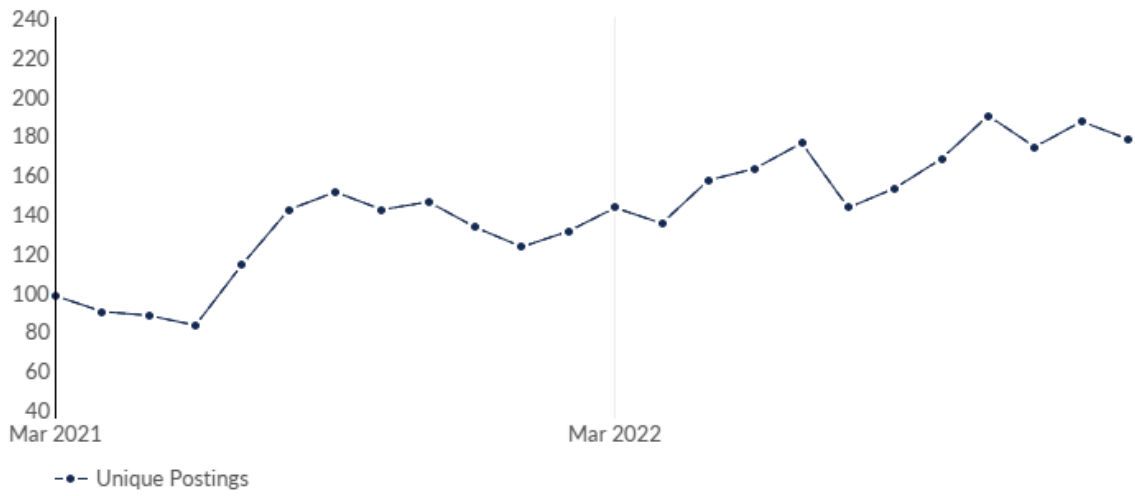
This view displays the most recent 30 days of job postings activity to show near-term trends. It does not reflect your timeframe.



Day	Unique Postings	Last Year's Unique Postings	% Change
February 10, 2023	107	82	+30.5%
February 11, 2023	109	83	+31.3%
February 12, 2023	107	84	+27.4%
February 13, 2023	100	84	+19.0%
February 14, 2023	96	85	+12.9%
February 15, 2023	98	85	+15.3%
February 16, 2023	103	88	+17.0%
February 17, 2023	100	93	+7.5%
February 18, 2023	106	91	+16.5%
February 19, 2023	101	83	+21.7%
February 20, 2023	100	76	+31.6%
February 21, 2023	102	76	+34.2%
February 22, 2023	98	79	+24.1%
February 23, 2023	97	79	+22.8%
February 24, 2023	95	80	+18.8%
February 25, 2023	95	83	+14.5%
February 26, 2023	94	84	+11.9%
February 27, 2023	94	85	+10.6%

February 28, 2023	94	90	+4.4%
March 1, 2023	95	91	+4.4%
March 2, 2023	97	91	+6.6%
March 3, 2023	99	92	+7.6%
March 4, 2023	104	94	+10.6%
March 5, 2023	104	97	+7.2%
March 6, 2023	105	97	+8.2%
March 7, 2023	105	92	+14.1%
March 8, 2023	108	92	+17.4%
March 9, 2023	107	94	+13.8%
March 10, 2023	106	92	+15.2%
March 11, 2023	103	97	+6.2%

# Unique Postings Trend



Month	Unique Postings	Posting Intensity
Feb 2023	178	4 : 1
Jan 2023	187	5 : 1
Dec 2022	174	6 : 1
Nov 2022	190	6 : 1
Oct 2022	168	7 : 1
Sep 2022	153	6 : 1
Aug 2022	143	7 : 1
Jul 2022	176	5 : 1
Jun 2022	163	6 : 1
May 2022	157	5 : 1
Apr 2022	135	5 : 1
Mar 2022	143	4 : 1

# Appendix A - Data Sources and Calculations

## Lightcast Job Postings

Job postings are collected from various sources and processed/enriched to provide information such as standardized company name, occupation, skills, and geography.