

Report Builder

Lightcast Q2 2022 Data Set

March 2023

Parameters

Select Timeframe: Mar 2021 - Feb 2023

:

Description

Summary

Advertised Salary

Advertised Wage Trend

Regions

Skills

Certifications

Companies

Description

Occupations

Job Titles

Industries

Posting Sources

Skill Subcategories

Trends

Timeseries

City:

Description

Latchford, Warrington

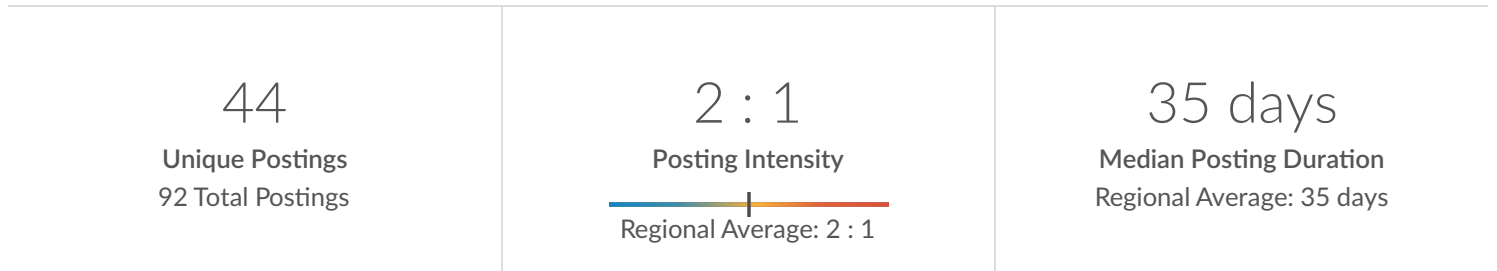
Minimum Experience Required: Any

Education Level: Any

Keyword Search:

Posting Type: Active Postings

Job Postings Summary



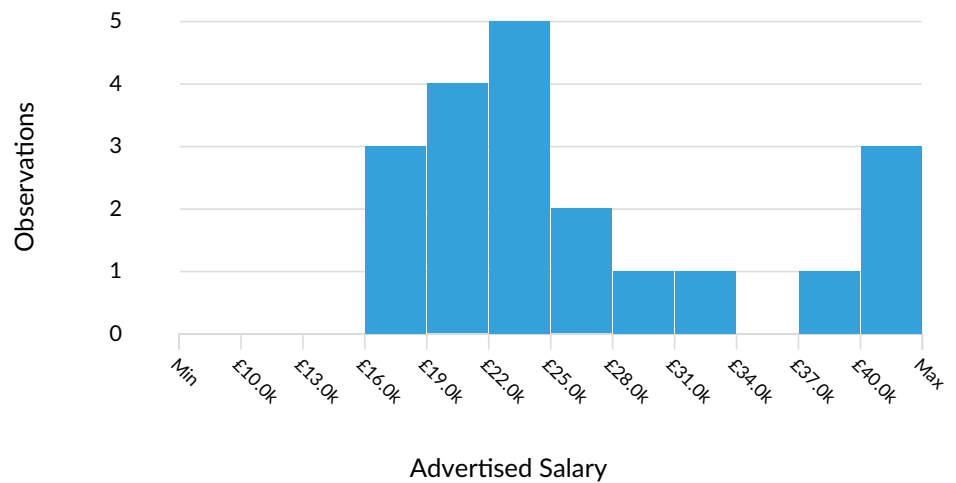
There were 92 total job postings for your selection from March 2021 to February 2023, of which 44 were unique. These numbers give us a Posting Intensity of 2-to-1, meaning that for every 2 postings there is 1 unique job posting.

This is close to the Posting Intensity for all other occupations and companies in the region (2-to-1), indicating that they are putting average effort toward hiring for this position.

Advertised Salary

There are 20 advertised salary observations (45% of the 44 matching postings).


£23.7k
Median Advertised Salary




Advertised Wage Trend

Not enough data for this chart.


Top Cities Posting

City	Total/Unique (Mar 2021 - Feb 2023)	Posting Intensity	Median Posting Duration
Latchford, Warrington	92 / 44	2 : 1 	35 days


Top Local Authorities Posting

Local Authority	Total/Unique (Mar 2021 - Feb 2023)	Posting Intensity	Median Posting Duration
Warrington	92 / 44	2 : 1 	35 days


Top County/Unitary Authorities Posting

County/Unitary Authority	Total/Unique (Mar 2021 - Feb 2023)	Posting Intensity	Median Posting Duration
Warrington	92 / 44	2 : 1 	35 days

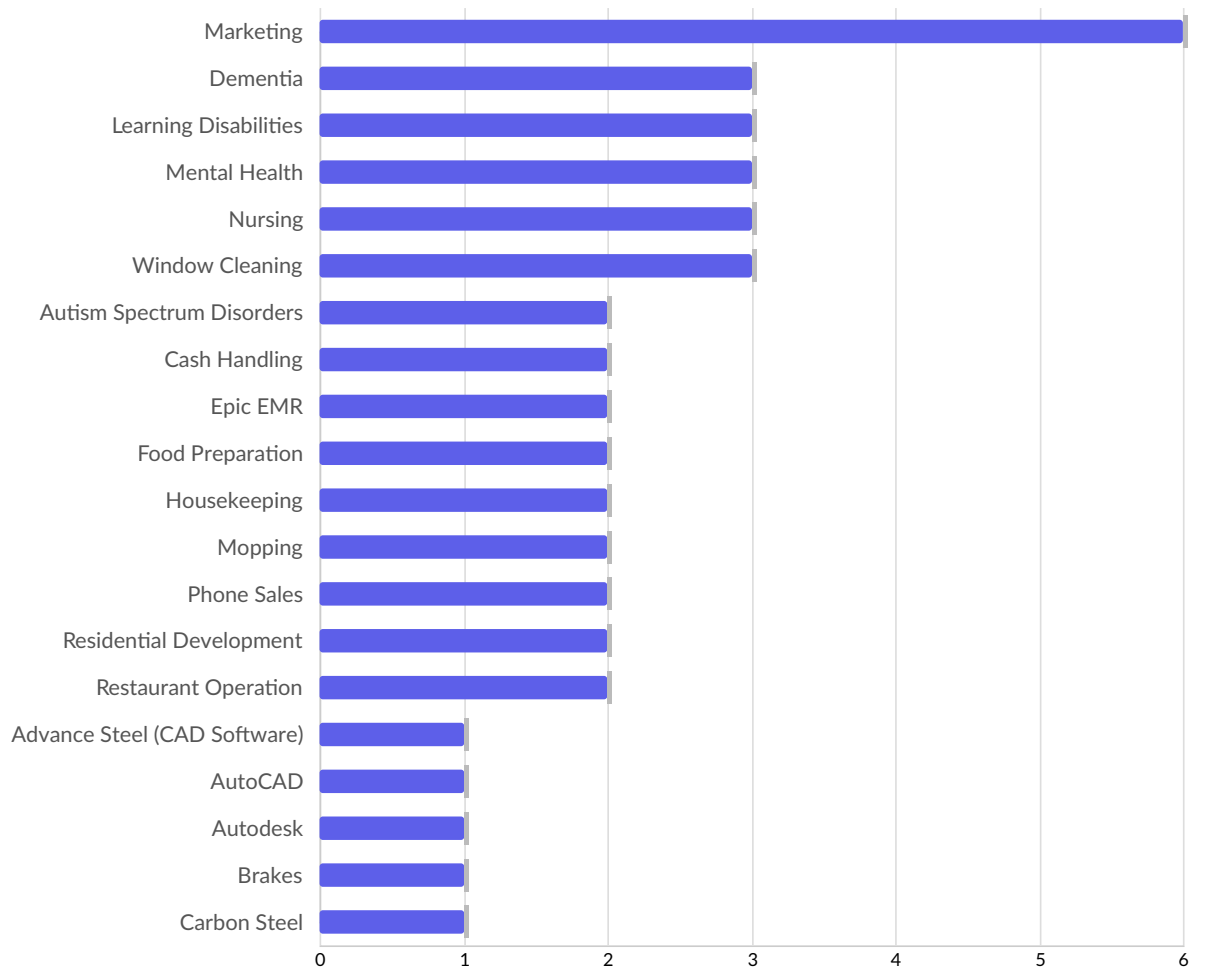
Top Gov't Office Regions Posting

Gov't Office Region	Total/Unique (Mar 2021 - Feb 2023)	Posting Intensity	Median Posting Duration
North West	92 / 44	2 : 1 	35 days

Top Countries Posting

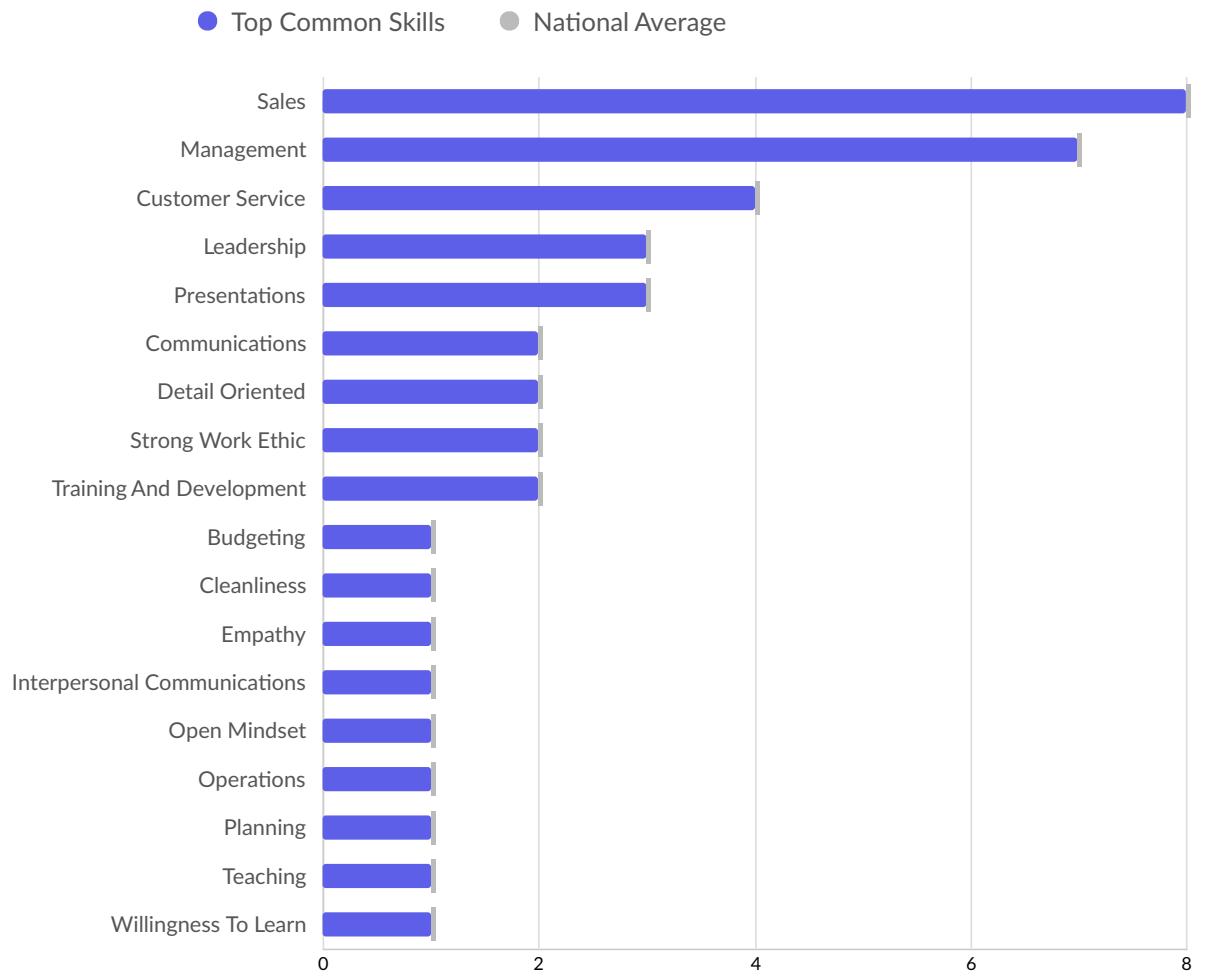
Country	Total/Unique (Mar 2021 - Feb 2023)	Posting Intensity	Median Posting Duration
England	92 / 44	2 : 1 	35 days

● Top Specialized Skills ● National Average



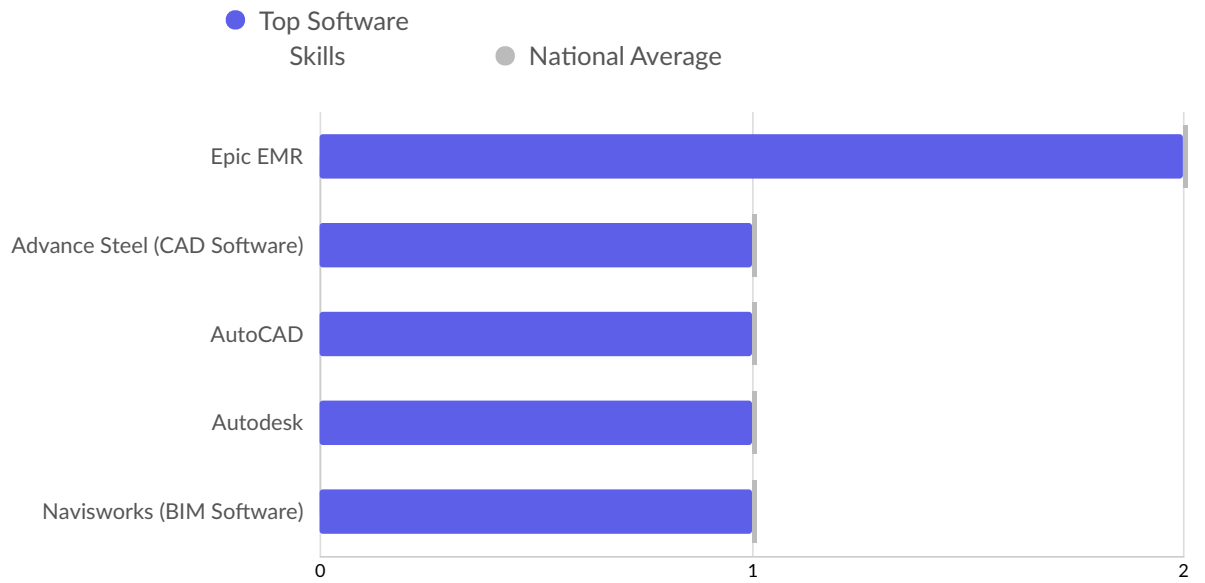
Top Specialized Skills	Unique Postings	National Average
Marketing	6	6
Dementia	3	3
Learning Disabilities	3	3
Mental Health	3	3
Nursing	3	3
Window Cleaning	3	3
Autism Spectrum Disorders	2	2
Cash Handling	2	2
Epic EMR	2	2
Food Preparation	2	2
Housekeeping	2	2
Mopping	2	2
Phone Sales	2	2

Residential Development	2	2
Restaurant Operation	2	2
Advance Steel (CAD Software)	1	1
AutoCAD	1	1
Autodesk	1	1
Brakes	1	1
Carbon Steel	1	1



Top Common Skills	Unique Postings	National Average
Sales	8	8
Management	7	7
Customer Service	4	4
Leadership	3	3
Presentations	3	3
Communications	2	2
Detail Oriented	2	2
Strong Work Ethic	2	2
Training And Development	2	2
Budgeting	1	1
Cleanliness	1	1
Empathy	1	1
Interpersonal Communications	1	1
Open Mindset	1	1

Operations	1	1
Planning	1	1
Teaching	1	1
Willingness To Learn	1	1






















Top Software Skills	Unique Postings	National Average
Epic EMR	2	2
Advance Steel (CAD Software)	1	1
AutoCAD	1	1
Autodesk	1	1
Navisworks (BIM Software)	1	1


Top Certifications

	Postings with Certification
CSCS Card	1


Top Companies Posting

Company	Total/Unique (Mar 2021 - Feb 2023)	Posting Intensity	Median Posting Duration
Kentucky Fried Chicken	4 / 4	1 : 1 	32 days
The Sales And Marketing Hub	22 / 4	6 : 1 	37 days
Atalian	5 / 3	2 : 1 	60 days
Ats Euromaster	2 / 2	1 : 1 	49 days
Optima Plus Recruitment Ltd	2 / 2	1 : 1 	35 days
Servest Group	2 / 2	1 : 1 	60 days
Warrington Community Living	2 / 2	1 : 1 	n/a
Barnardo's	1 / 1	1 : 1 	n/a
Co-operative Group	1 / 1	1 : 1 	n/a
Hc-One	1 / 1	1 : 1 	n/a
Nic Services Group Ltd	1 / 1	1 : 1 	32 days
Premier Education Group	1 / 1	1 : 1 	41 days
Premier Tanker Services	1 / 1	1 : 1 	42 days
Primark	1 / 1	1 : 1 	15 days
Superdrug	1 / 1	1 : 1 	50 days
Swift Temps LTD	3 / 1	3 : 1 	n/a
The Phone Whisperer LTD	1 / 1	1 : 1 	33 days
Warrington Disability Partnership	2 / 1	2 : 1 	n/a
Warrington Mot Centre	1 / 1	1 : 1 	29 days

Top Posted Occupations

Occupation	Total/Unique (Mar 2021 - Feb 2023)	Posting Intensity	Median Posting Duration
General cleaner	10 / 6	2 : 1 	60 days
Care assistant	8 / 5	2 : 1 	16 days
Food Service Team Member	6 / 5	1 : 1 	32 days
Caregiver / Personal Care Aide	20 / 3	7 : 1 	n/a
Retail Sales Associate	21 / 3	7 : 1 	37 days
Plumber	5 / 3	2 : 1 	31 days
Nursing Home / Home Health Administrator	2 / 2	1 : 1 	35 days
Account Manager / Representative	2 / 2	1 : 1 	34 days
Cook	2 / 2	1 : 1 	n/a
Automotive Service Technician / Mechanic	2 / 2	1 : 1 	29 days
Civil Engineer	1 / 1	1 : 1 	n/a
Primary School Teacher	1 / 1	1 : 1 	41 days
Nursing Assistant / Healthcare Assistant	1 / 1	1 : 1 	n/a
Chef	2 / 1	2 : 1 	n/a
Cable Technician / Installer	1 / 1	1 : 1 	33 days
Maintenance Technician	1 / 1	1 : 1 	n/a
Welder / Solderer	1 / 1	1 : 1 	42 days
Manufacturing Machine Operator	3 / 1	3 : 1 	n/a
Van / Taxi / Shuttle Driver	1 / 1	1 : 1 	n/a

Top Posted Job Titles

Job Title	Total/Unique (Mar 2021 - Feb 2023)	Posting Intensity	Median Posting Duration
Care Assistants	6 / 4	2 : 1 	16 days
Cleaners	3 / 3	1 : 1 	60 days
House Cleaners	7 / 3	2 : 1 	n/a
Catering Assistants	3 / 2	2 : 1 	60 days
Commercial Plumbers	4 / 2	2 : 1 	31 days
Cooks	2 / 2	1 : 1 	n/a
Energy Advisors	19 / 2	10 : 1 	51 days
Team Members	2 / 2	1 : 1 	32 days
Chef Managers	2 / 1	2 : 1 	n/a
Funeral Services Assistants	1 / 1	1 : 1 	n/a
Home Health Registered Nurses	1 / 1	1 : 1 	n/a
Managers/Technicians	1 / 1	1 : 1 	29 days
Mechanical Fitters	1 / 1	1 : 1 	n/a
Mobile Technicians	1 / 1	1 : 1 	33 days
Nursing Assistants	1 / 1	1 : 1 	n/a
Nursing Managers	1 / 1	1 : 1 	35 days
Patient Experience Advisors	1 / 1	1 : 1 	34 days
Personal Care Assistants	2 / 1	2 : 1 	n/a
Plumbers	1 / 1	1 : 1 	n/a
Primary Teachers	1 / 1	1 : 1 	41 days
Residential Support Workers	18 / 1	18 : 1 	n/a
Retail Sales Advisors	2 / 1	2 : 1 	37 days
Sales Advisors	1 / 1	1 : 1 	50 days
Saw Operators	3 / 1	3 : 1 	n/a
School Van Drivers	1 / 1	1 : 1 	n/a
Structural Design Engineers	1 / 1	1 : 1 	n/a

Support Workers	1 / 1	1 : 1		n/a
Supported Living Assistants	1 / 1	1 : 1		n/a
Team Managers	1 / 1	1 : 1		15 days
Testers	1 / 1	1 : 1		49 days
Welders/Fabricators	1 / 1	1 : 1		42 days

Top Industries

	Total/Unique (Mar 2021 - Feb 2023)	Posting Intensity	Median Posting Duration
Services to Buildings and Landscape Activities	8 / 6	1 : 1	60 days
Food and Beverage Service Activities	4 / 4	1 : 1	32 days
Office Administrative, Office Support and Other Business Support Activities	22 / 4	6 : 1	37 days
Wholesale and Retail Trade and Repair of Motor Vehicles and Motorcycles	3 / 3	1 : 1	29 days
Retail Trade, Except of Motor Vehicles and Motorcycles	3 / 3	1 : 1	15 days
Other Personal Service Activities	2 / 2	1 : 1	n/a
Repair and Installation of Machinery and Equipment	1 / 1	1 : 1	42 days
Wholesale Trade, Except of Motor Vehicles and Motorcycles	1 / 1	1 : 1	33 days
Information Service Activities	2 / 1	2 : 1	n/a
Activities of Head Offices; Management Consultancy Activities	1 / 1	1 : 1	41 days
Employment Activities	3 / 1	3 : 1	n/a
Residential Care Activities	1 / 1	1 : 1	n/a
Social Work Activities Without Accommodation	1 / 1	1 : 1	n/a

Top Posting Sources

Website	Postings on Website (Mar 2021 - Feb 2023)
dwp.gov.uk	13
indeed.com	9
careerjet.co.uk	4
simplyhired.co.uk	4
starjobsearch.co.uk	4
cv-library.co.uk	3
jobisjob.co.uk	3
jobrapido.com	2
reed.co.uk	2
britishjobs.co.uk	1
engineeringjobs.co.uk	1
joblift.co.uk	1
jora.com	1
leisurejobs.com	1
monster.co.uk	1
searchukjobs.com	1
thetimes.co.uk	1

● Top Skill Subcategories ● National Average

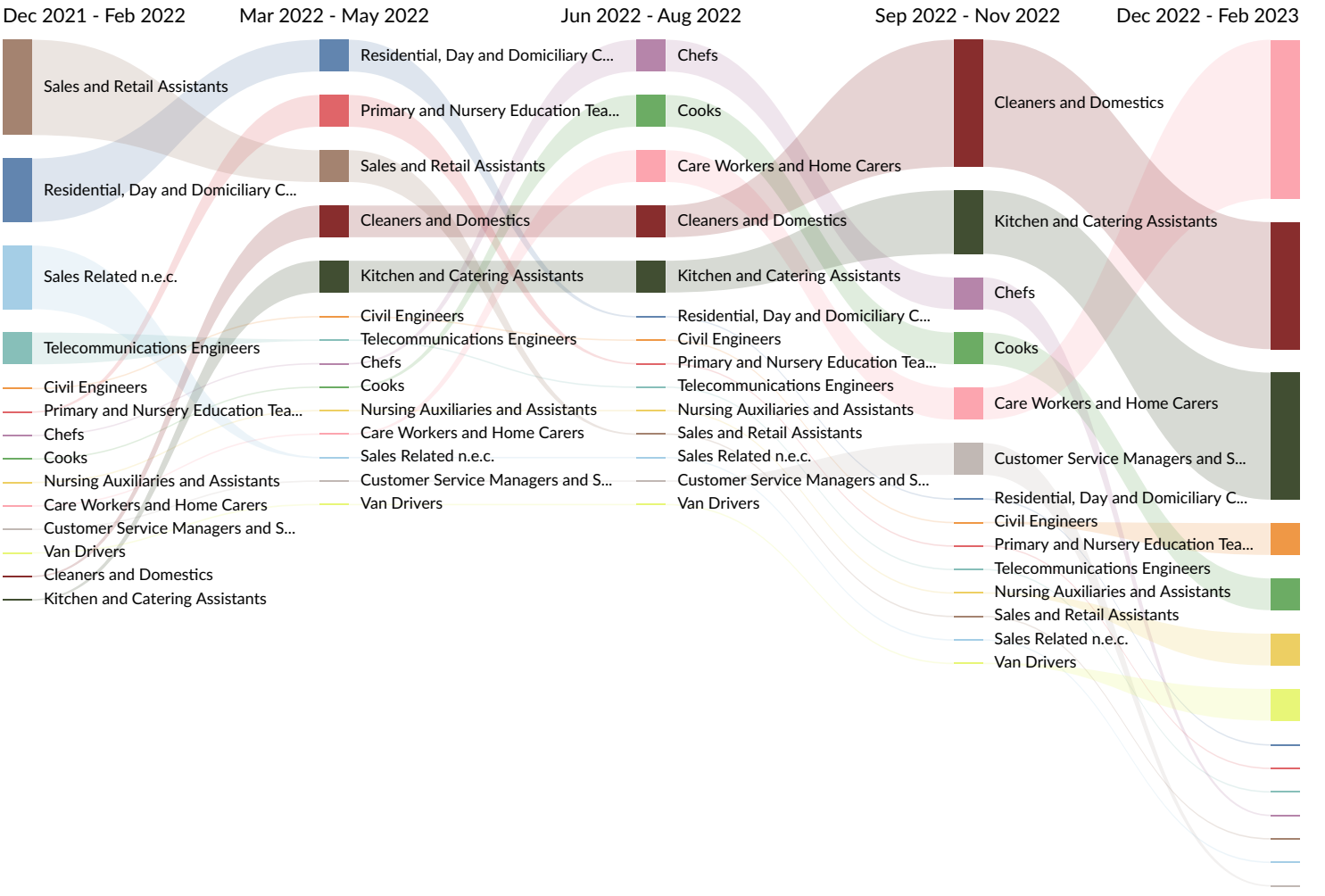


Top Skill Subcategories	Unique Postings	National Average
General Sales Practices	9	9
Business Management	7	7
Marketing Strategy and Techniques	6	6
Communication	5	5
Personal Attributes	5	5
Customer Service	4	4
Initiative and Leadership	4	4
Cleaning and Janitorial Services	3	3
Food and Beverage	3	3
General Medicine	3	3
Mental Health Diseases and Disorders	3	3
Nursing and Patient Care	3	3
Special Education	3	3

Business Operations	2	2
Cash Register Operation	2	2
Elements, Compounds, and Materials	2	2
Employee Training	2	2
Health Information Management and Medical Records	2	2
Real Estate Development	2	2
Welding, Brazing, and Soldering	2	2

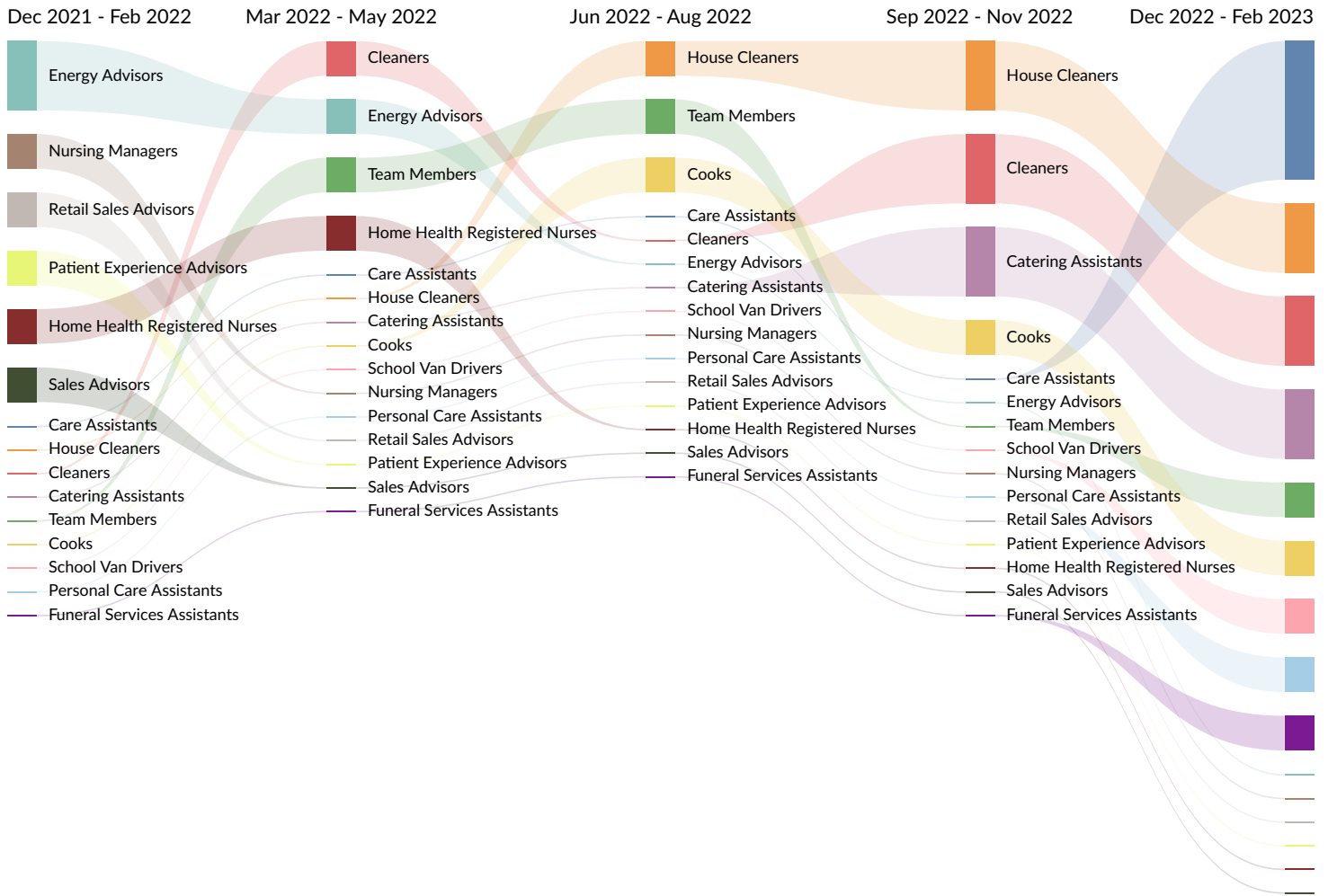
Occupation Trends in Job Postings by Quarter

The chart below captures the postings trend for the top 14 occupations posted for based on your filters.



Job Title Trends in Job Postings by Quarter

The chart below captures the postings trend for the top 15 job titles posted for based on your filters.

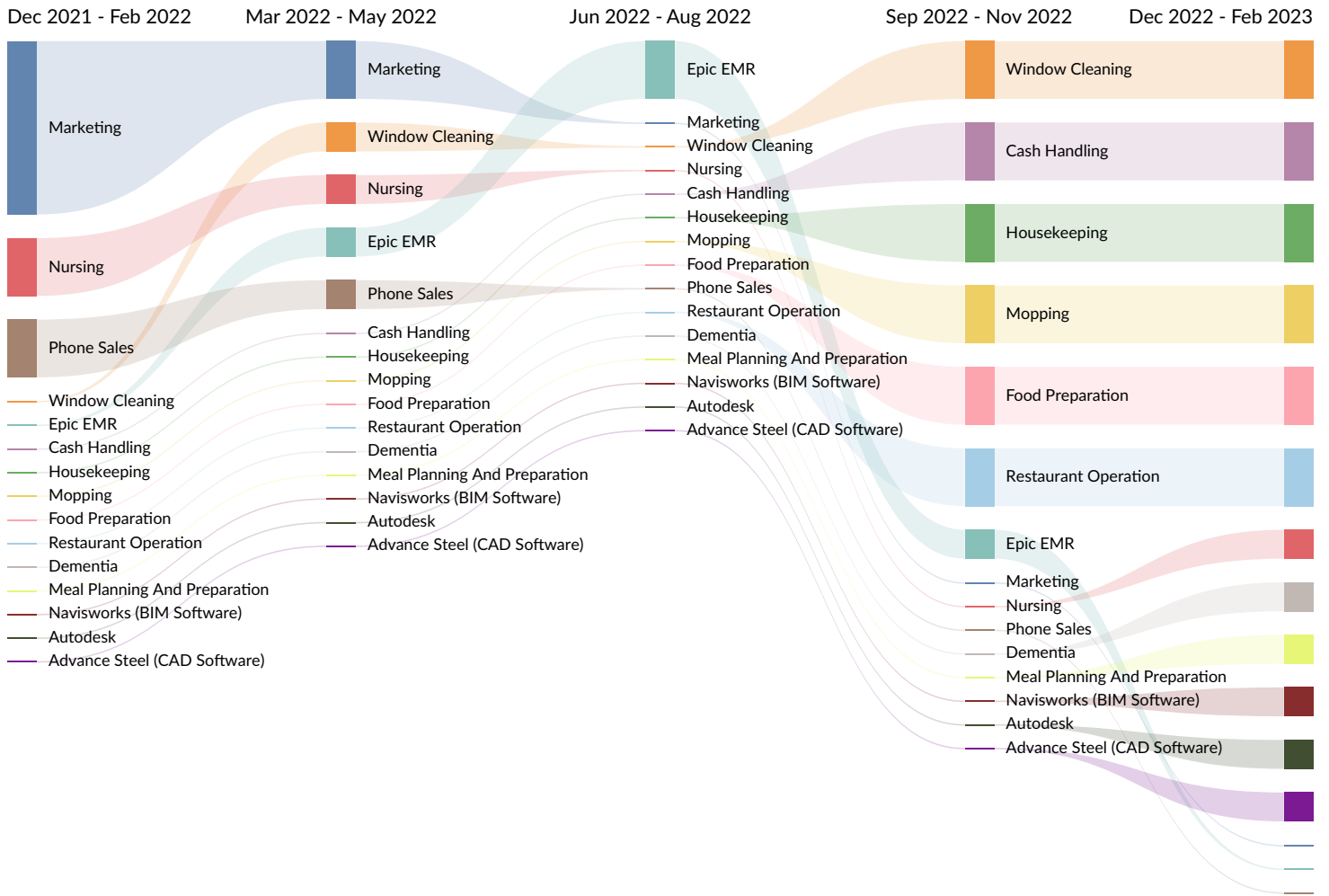


Company Trends in Job Postings by Quarter

Not enough postings data to display the chart.

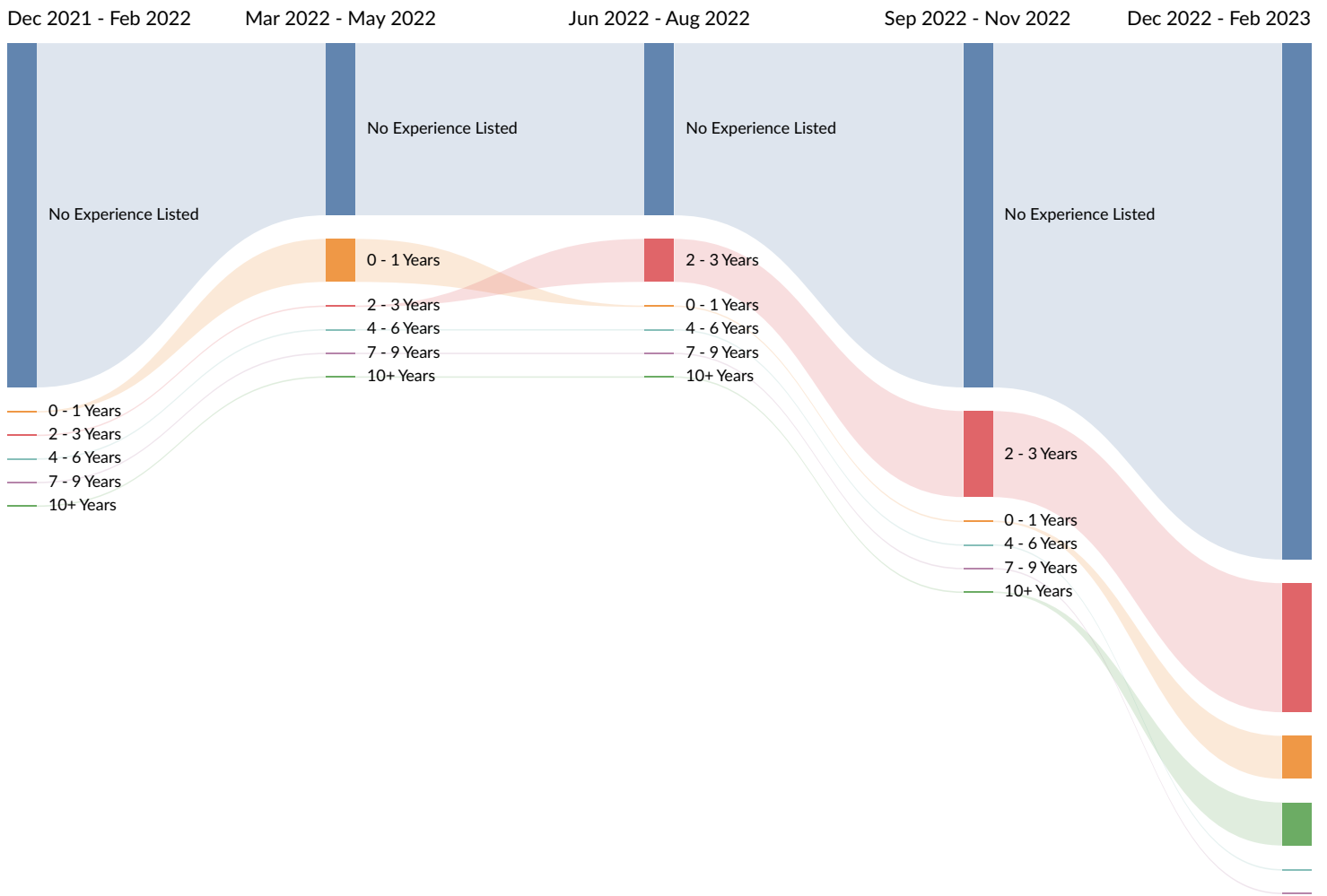
Skill Trends in Job Postings by Quarter

The chart below captures the postings trend for the top 15 skills posted for based on your filters.



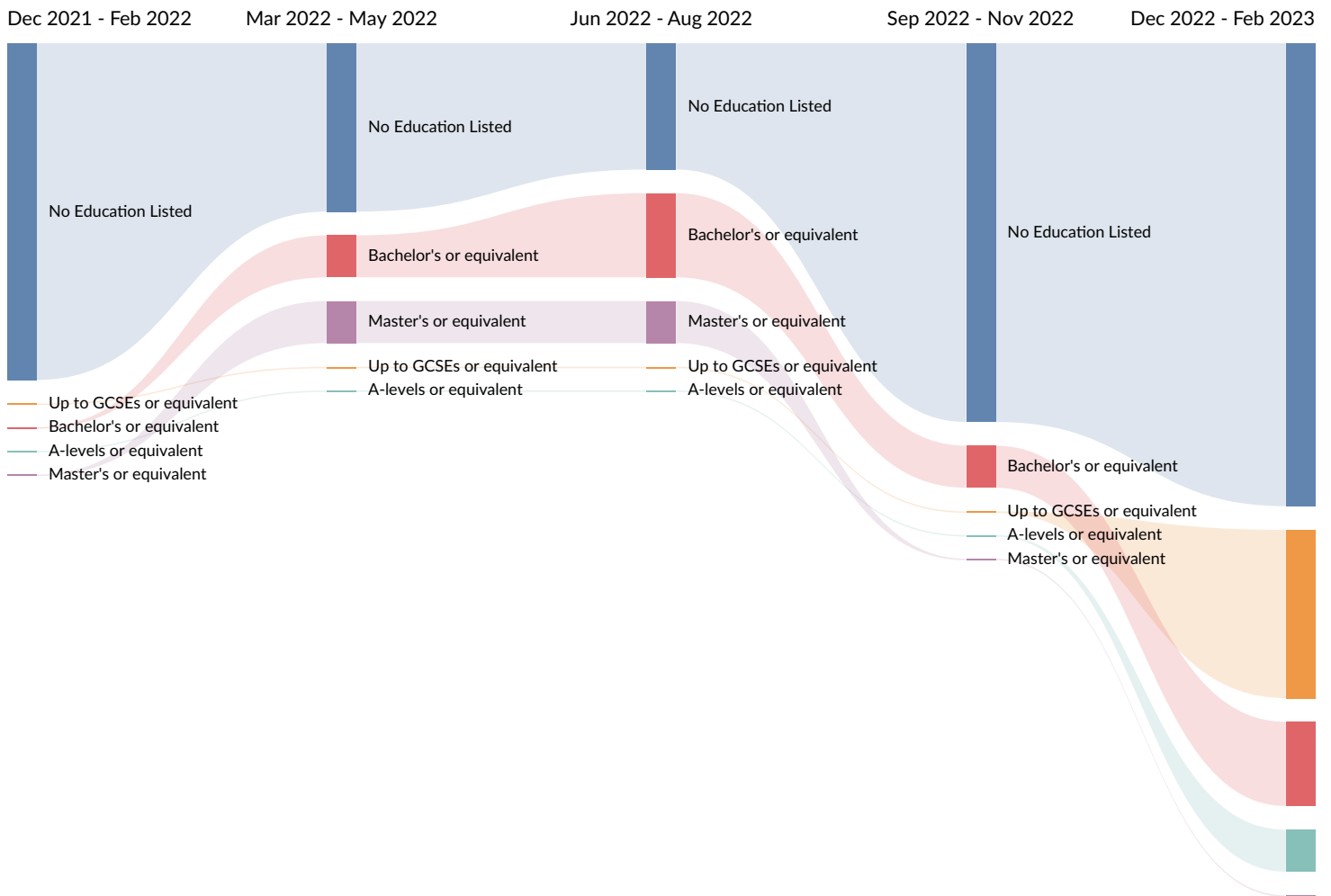
Minimum Experience Requirement Trends in Job Postings by Quarter

The chart below captures the trend for the experience requirements by quarter shown in postings in your region based on your filters.



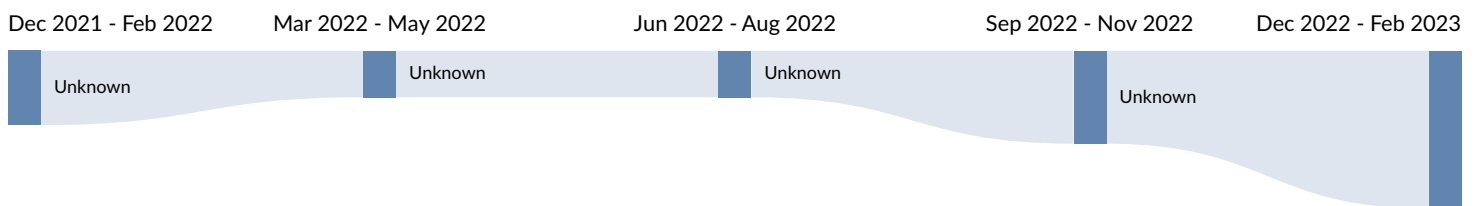
Educational Requirement Trends in Job Postings by Quarter

The chart below captures the quarterly trend for the educational requirements shown in postings in your region based on your filters.

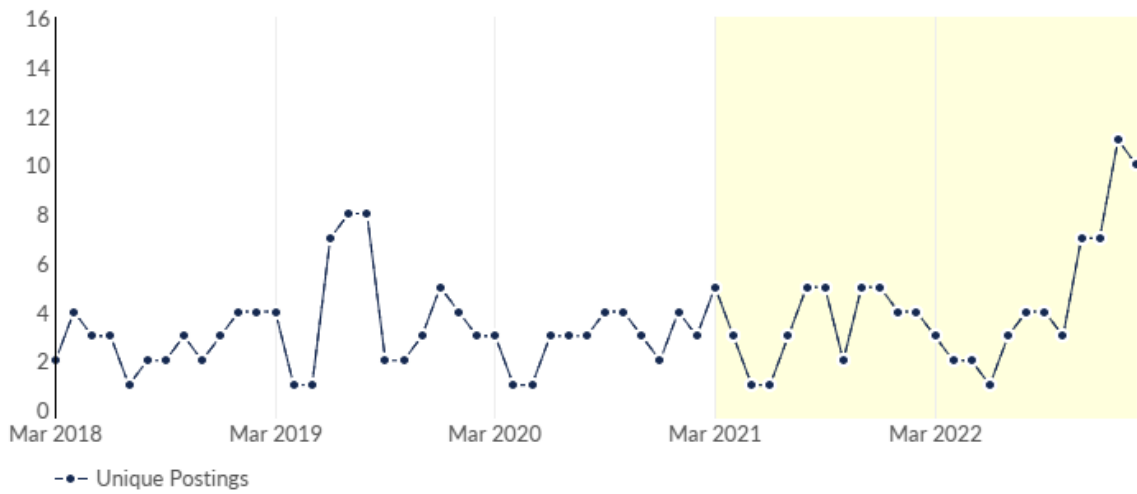


Remote Trends in Job Postings by Quarter

The chart below captures the remote posting trends based on your filters.

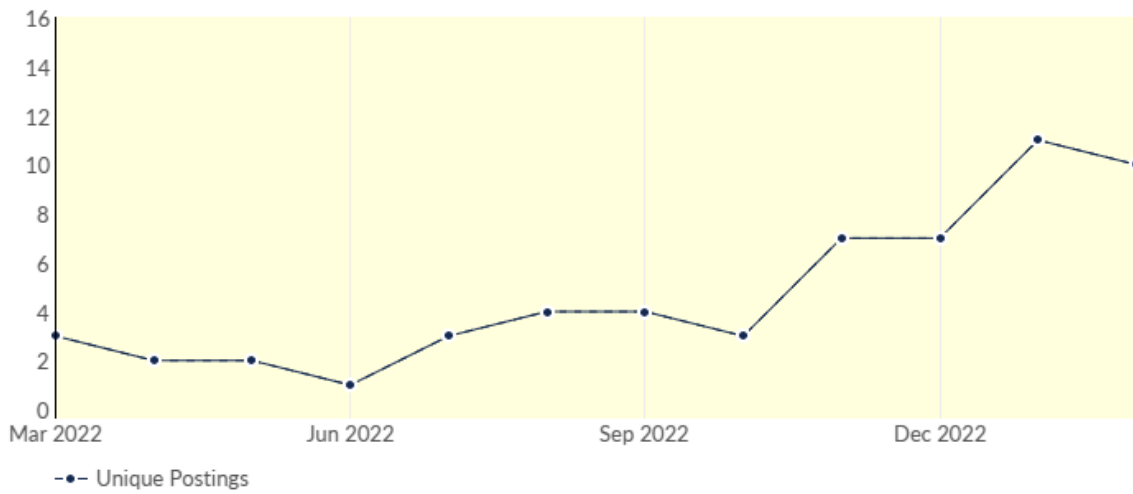


Unique Postings Trend



Month	Unique Postings	Posting Intensity
Feb 2023	10	2 : 1
Jan 2023	11	2 : 1
Dec 2022	7	1 : 1
Nov 2022	7	4 : 1
Oct 2022	3	7 : 1
Sep 2022	4	6 : 1
Aug 2022	4	6 : 1
Jul 2022	3	7 : 1
Jun 2022	1	1 : 1
May 2022	2	1 : 1
Apr 2022	2	1 : 1
Mar 2022	3	2 : 1

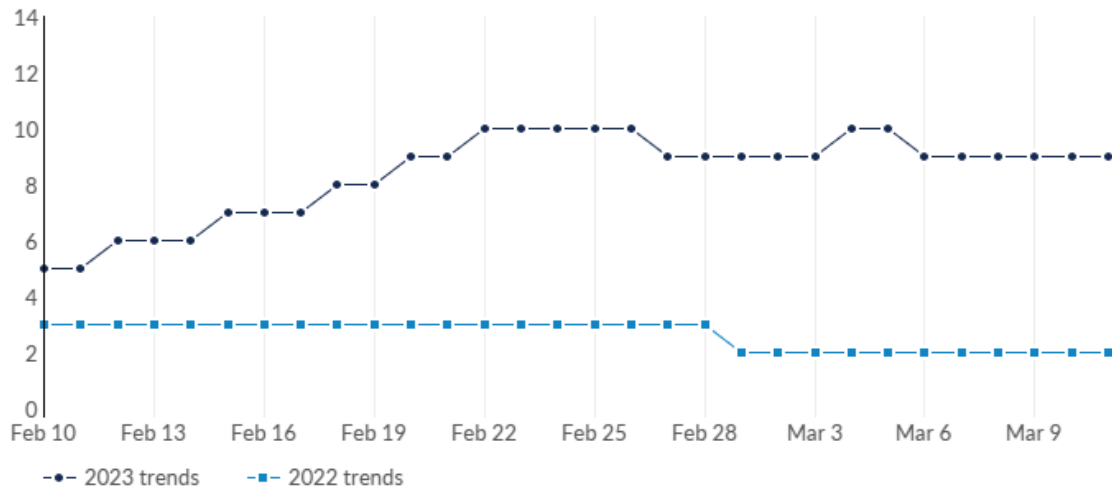
Unique Postings Trend



Month	Unique Postings	Posting Intensity
Feb 2023	10	2 : 1
Jan 2023	11	2 : 1
Dec 2022	7	1 : 1
Nov 2022	7	4 : 1
Oct 2022	3	7 : 1
Sep 2022	4	6 : 1
Aug 2022	4	6 : 1
Jul 2022	3	7 : 1
Jun 2022	1	1 : 1
May 2022	2	1 : 1
Apr 2022	2	1 : 1
Mar 2022	3	2 : 1

Unique Postings Trend

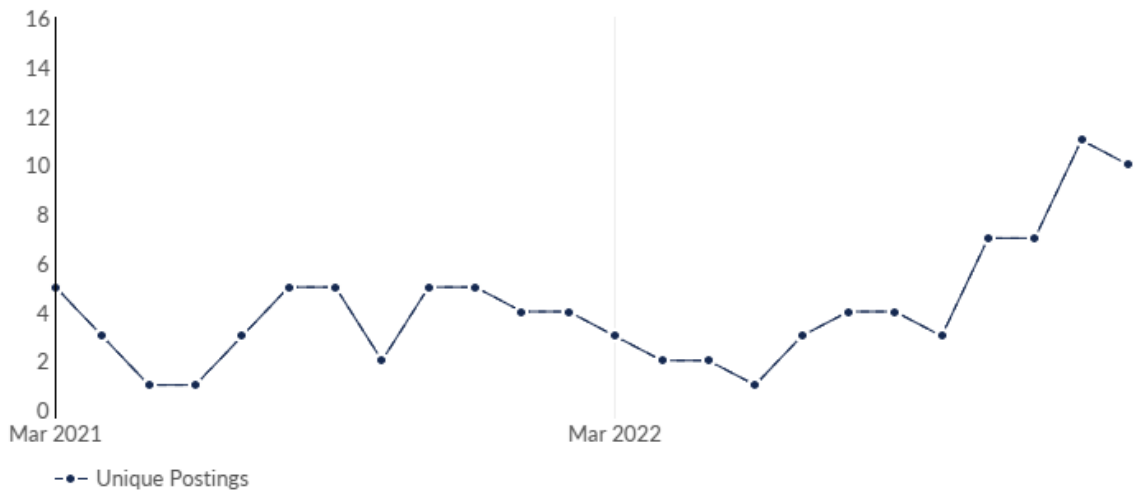
This view displays the most recent 30 days of job postings activity to show near-term trends. It does not reflect your timeframe.



Day	Unique Postings	Last Year's Unique Postings	% Change
February 10, 2023	5	3	+66.7%
February 11, 2023	5	3	+66.7%
February 12, 2023	6	3	+100.0%
February 13, 2023	6	3	+100.0%
February 14, 2023	6	3	+100.0%
February 15, 2023	7	3	+133.3%
February 16, 2023	7	3	+133.3%
February 17, 2023	7	3	+133.3%
February 18, 2023	8	3	+166.7%
February 19, 2023	8	3	+166.7%
February 20, 2023	9	3	+200.0%
February 21, 2023	9	3	+200.0%
February 22, 2023	10	3	+233.3%
February 23, 2023	10	3	+233.3%
February 24, 2023	10	3	+233.3%
February 25, 2023	10	3	+233.3%
February 26, 2023	10	3	+233.3%
February 27, 2023	9	3	+200.0%

February 28, 2023	9	3	+200.0%
March 1, 2023	9	2	+350.0%
March 2, 2023	9	2	+350.0%
March 3, 2023	9	2	+350.0%
March 4, 2023	10	2	+400.0%
March 5, 2023	10	2	+400.0%
March 6, 2023	9	2	+350.0%
March 7, 2023	9	2	+350.0%
March 8, 2023	9	2	+350.0%
March 9, 2023	9	2	+350.0%
March 10, 2023	9	2	+350.0%
March 11, 2023	9	2	+350.0%

Unique Postings Trend



Month	Unique Postings	Posting Intensity
Feb 2023	10	2 : 1
Jan 2023	11	2 : 1
Dec 2022	7	1 : 1
Nov 2022	7	4 : 1
Oct 2022	3	7 : 1
Sep 2022	4	6 : 1
Aug 2022	4	6 : 1
Jul 2022	3	7 : 1
Jun 2022	1	1 : 1
May 2022	2	1 : 1
Apr 2022	2	1 : 1
Mar 2022	3	2 : 1

Appendix A - Data Sources and Calculations

Lightcast Job Postings

Job postings are collected from various sources and processed/enriched to provide information such as standardized company name, occupation, skills, and geography.