



Cheshire and Warrington Finance

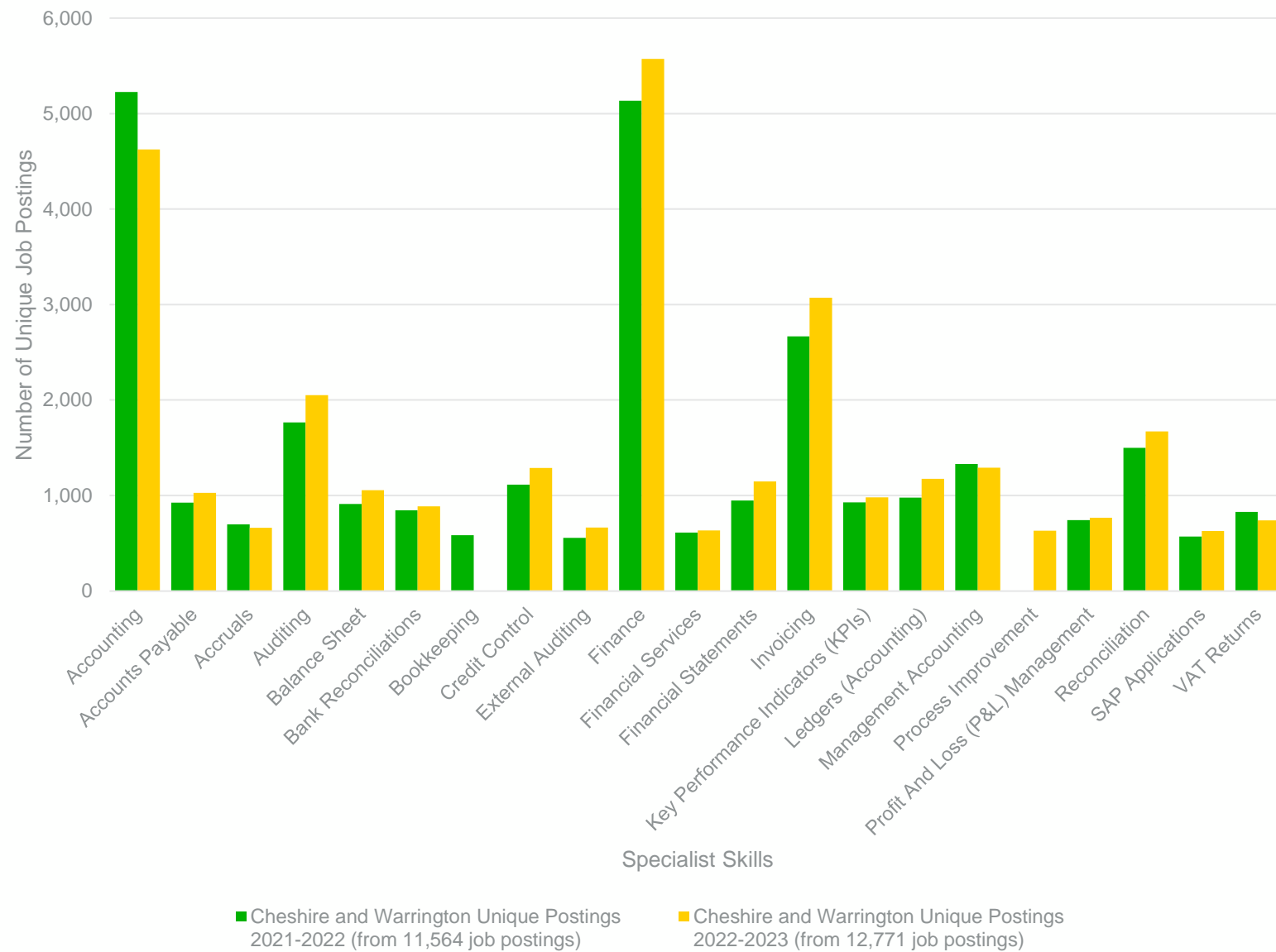
Analysis of current skills (specialist, employability and digital)

1st April 2021 – 31st March 2022 compared to
1st April 2022 – 31st March 2023

Source: Lightcast 16/06/2023

To be used with caution, especially where the job postings are for a lower number of vacancies. For example in the period April 2021 to March 2022 2021-2022 for manufacturing occupations there were 4,884 postings compared to 12,328 for Information Technology, 18,029 for healthcare including nursing and 143,851 for All occupations

Top 20 Specialist Skills in Job Postings in Cheshire and Warrington - Finance



* Please note the need for caution when interpreting this data, especially when the number of job postings is low.

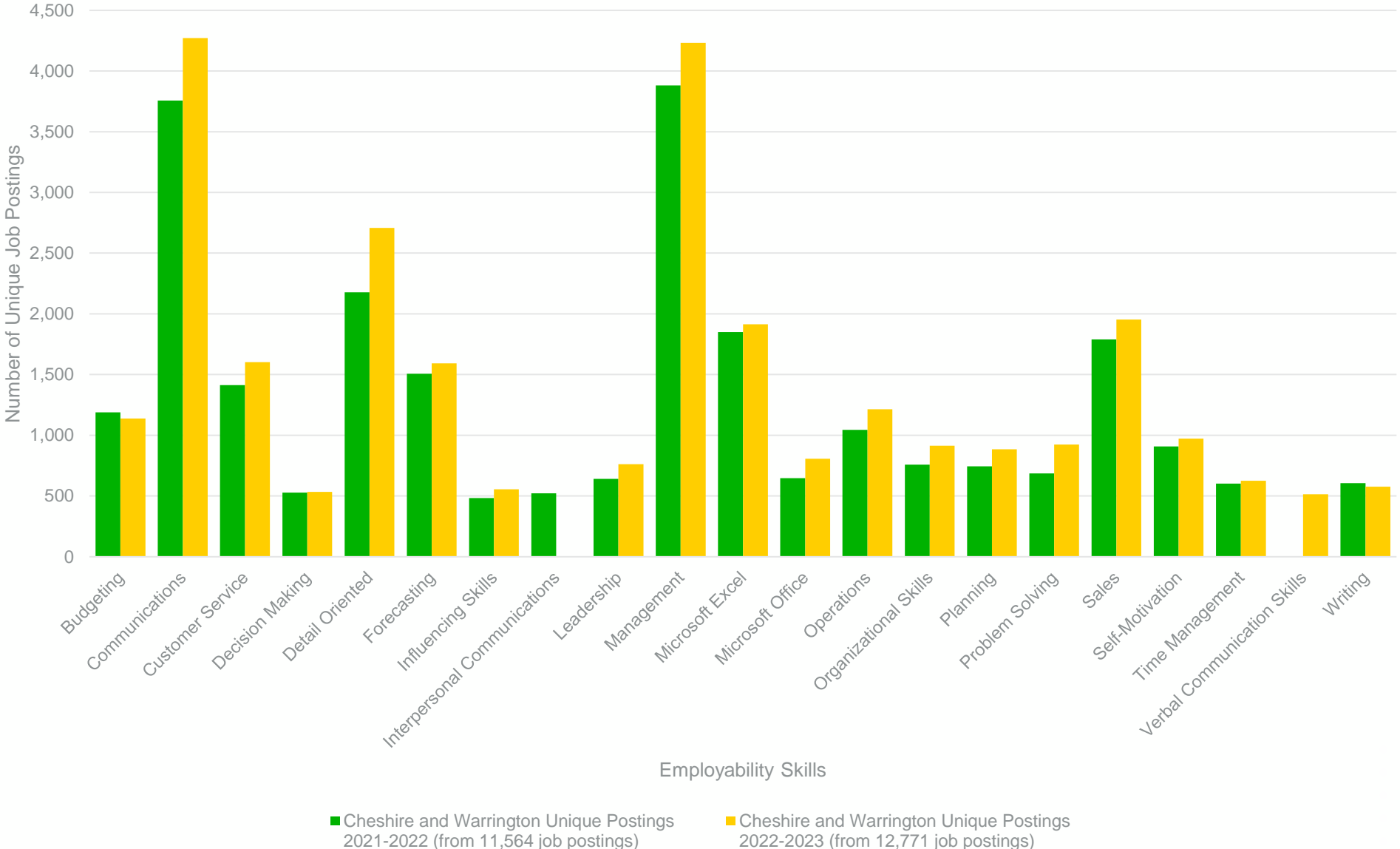
Top 20 Specialist Skills Specified in Job Adverts in Cheshire and Warrington – Finance*

Top Specialised Skills	Cheshire and Warrington Unique Postings 2021-2022 (from 11,564 job postings)	National Average 2021-2022	Cheshire and Warrington Unique Postings 2022-2023 (from 12,771 job postings)	National Average 2022-2023
Accounting	5,226	4,632	4,624	5,312
Accounts Payable	925	630	1,028	891
Accruals	699	433	662	555
Auditing	1,764	1,961	2,051	2,509
Balance Sheet	912	606	1,055	771
Bank Reconciliations	846	511	886	672
Bookkeeping	583	526		
Credit Control	1,114	693	1,287	934
External Auditing	557	491	663	630
Finance	5,136	4,261	5,574	5,282
Financial Services	612	693	634	808
Financial Statements	947	1,036	1,147	1,302
Invoicing	2,668	1,605	3,072	2,236
Key Performance Indicators (KPIs)	928	578	981	699
Ledgers (Accounting)	977	652	1,176	846
Management Accounting	1,331	877	1,292	976
Process Improvement			630	539
Profit And Loss (P&L) Management	742	427	766	517
Reconciliation	1,499	1,023	1,670	1,345
SAP Applications	570	357	627	465
VAT Returns	827	636	738	741



* Please note the need for caution when interpreting this data, especially when the number of job postings is low.

Top 20 Employability Skills in Job Postings in Cheshire and Warrington - Finance*



* Please note the need for caution when interpreting this data, especially when the number of job postings is low.

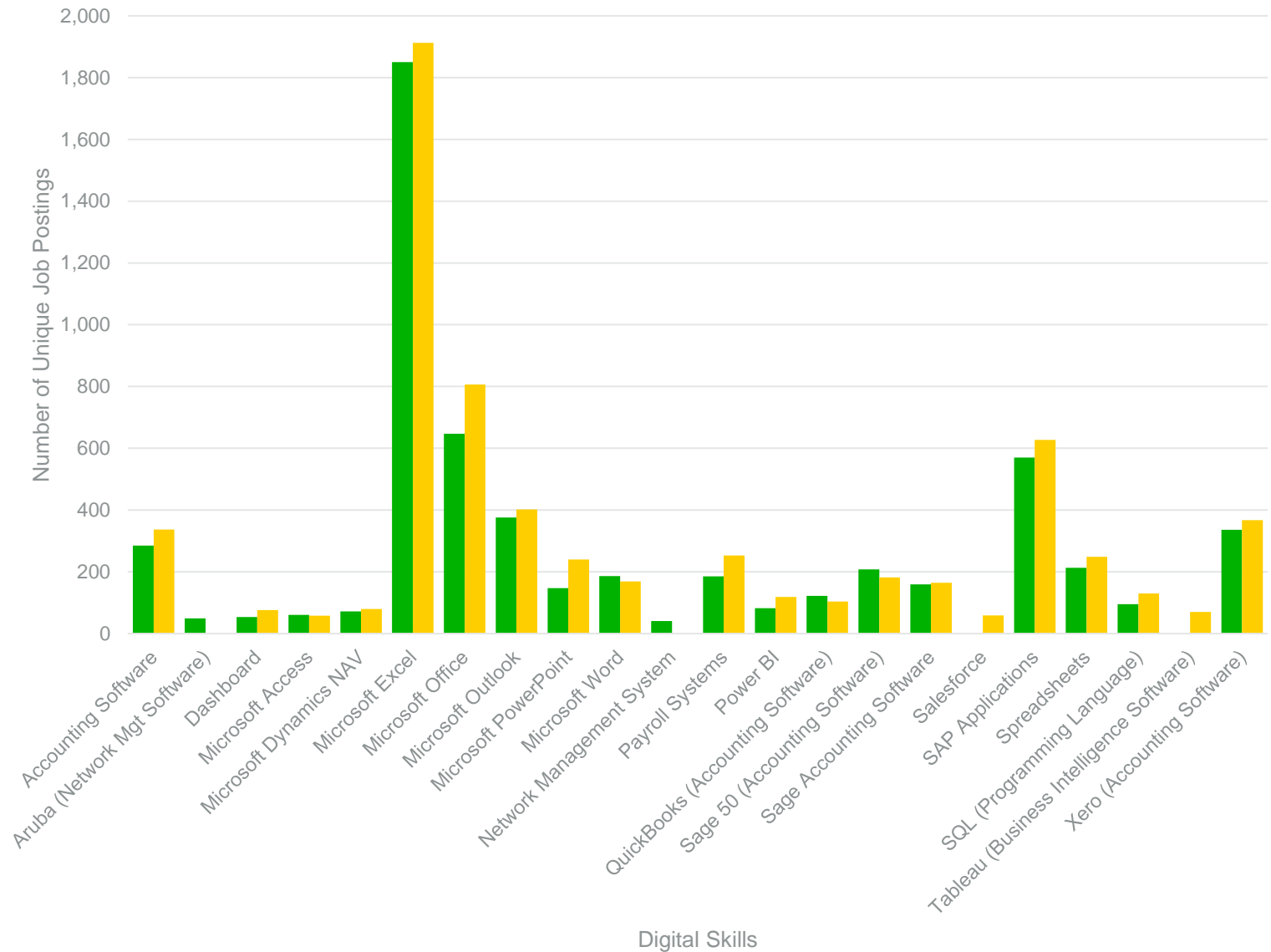
Top 20 Employability Skills Specified in Job Adverts in Cheshire and Warrington – Finance*

Top Employability Skills	Cheshire and Warrington Unique Postings 2021-2022 (from 11,564 job postings)	National Average 2021-2022	Cheshire and Warrington Unique Postings 2022-2023 (from 12,771 job postings)	National Average 2022-2023
Budgeting	1,188	1,096	1,138	1,281
Communications	3,756	3,266	4,271	4,223
Customer Service	1,413	1,087	1,601	1,447
Decision Making	528	479	534	604
Detail Oriented	2,178	1,732	2,708	2,323
Forecasting	1,507	1,290	1,593	1,557
Influencing Skills	482	500	554	626
Interpersonal Communications	521	582		
Leadership	640	785	761	1,033
Management	3,881	3,657	4,233	4,469
Microsoft Excel	1,850	1,129	1,913	1,498
Microsoft Office	647	533	806	722
Operations	1,044	947	1,214	1,239
Organizational Skills	757	641	914	859
Planning	744	944	884	1,140
Problem Solving	685	709	923	962
Sales	1,789	1,406	1,952	1,834
Self-Motivation	907	767	972	991
Time Management	602	453	626	609
Verbal Communication Skills			514	511
Writing	605	461	577	583



* Please note the need for caution when interpreting this data, especially when the number of job postings is low.

Top 20 Digital Skills in Job Postings in Cheshire and Warrington - Finance



■ Cheshire and Warrington Unique Postings
2021-2022 (from 11,564 job postings)

■ Cheshire and Warrington Unique Postings
2022-2023 (from 12,771 job postings)

* Please note the need for caution when interpreting this data, especially when the number of job postings is low.

Top 20 Digital Skills Specified in Job Adverts in Cheshire and Warrington – Finance*

Top Digital Skills	Cheshire and Warrington Unique Postings 2021-2022 (from 11,564 job postings)	National Average 2021-2022	Cheshire and Warrington Unique Postings 2022-2023 (from 12,771 job postings)	National Average 2022-2023
Accounting Software	285	292	337	390
Aruba (Network Mgt Software)	49	38		
Dashboard	53	69	76	88
Microsoft Access	60	33	58	42
Microsoft Dynamics NAV	72	44	79	54
Microsoft Excel	1,850	1,129	1,913	1,498
Microsoft Office	647	533	806	722
Microsoft Outlook	376	298	402	419
Microsoft PowerPoint	147	272	240	364
Microsoft Word	186	123	169	162
Network Management System	40	1		
Payroll Systems	185	142	253	174
Power BI	82	90	118	131
QuickBooks (Accounting Software)	122	131	104	170
Sage 50 (Accounting Software)	208	131	182	157
Sage Accounting Software	159	65	164	89
Salesforce			59	45
SAP Applications	570	357	627	465
Spreadsheets	213	176	248	215
SQL (Programming Language)	95	162	130	189
Tableau (Business Intelligence Software)			70	62
Xero (Accounting Software)	336	299	367	383



* Please note the need for caution when interpreting this data, especially when the number of job postings is low.